

Miami Valley Region
Limited English
Proficiency Analysis



Technical
Memorandum

November 2012

MVRPC

MIAMI VALLEY REGION LIMITED ENGLISH PROFICIENCY ANALYSIS

To ensure compliance with **Executive Order 13166: Improving Access to Service for Persons with Limited English Proficiency**, MVRPC examined the Limited English Proficiency (LEP) populations within its Metropolitan Planning Organization (MPO) boundaries using *2010 American Community Survey: Language Spoken at Home by the Ability to Speak English* datasets. This executive order stated that individuals who do not speak English well and who have a limited ability to read, write, speak, or understand English are entitled to language assistance under Title VI of the Civil Rights Act of 1964 with respect to a particular type of service, benefit, or encounter.

LIMITED ENGLISH PROFICIENT POPULATIONS IN THE MIAMI VALLEY

MVRPC defines LEP persons as “*any individual 5 years of age and older who speaks a language at home other than English as their primary language, AND who speak or understand English ‘not well’ or ‘not at all’.*” Within MVRPC’s MPO boundaries, defined as the Counties of Greene, Miami, Montgomery, and the cities of Carlisle, Franklin, and Springboro in Warren County, approximately 4.8% of the population does not speak English as their primary language in the household. Table 1 below analyzes the Region by the number and percent of persons who speak English only, and persons who do not speak English as their primary language in the household.

Table 1: Primary Language Spoken at Home in the Miami Valley

County	Total	English Only	Percent	English Not Primary Language Spoken in the Household	Percent
Greene	150,963	142,210	94.2%	8,753	5.8%
Miami	96,063	93,585	97.4%	2,478	2.6%
Montgomery	504,791	479,533	95.0%	25,258	5.0%
Warren*	34,827	33,397	96.0%	1,430	4.0%
Total:	786,644	748,725	95.2%	37,919	4.8%

Source: 2006-2010 American Community Survey 5-Year Estimates

*Warren County includes Census Block Groups in the vicinity of the cities of Carlisle, Franklin, and Springboro

Of the 37,919 individuals who do not speak English as their primary language in the household, approximately 86% speak English well with 14% being Limited English Proficiency individuals, who do not speak English well or do not speak English at all. When comparing LEP individuals to the total general population, less than 1% of the total population 5 years or older in the Miami Valley are not proficient in English. Table 2 shows the English Proficiency of individuals who do not speak English as their primary language in the household in the MVRPC MPO boundaries by county.

Table 2: Limited English Proficient (LEP) Persons in the Miami Valley

County	Speaks English "Well"	Percent Speaks English Well	Total LEP: Speaks English "Not Well"	Percent LEP: Speaks English "Not Well"
Greene	7,948	90.8%	805	9.2%
Miami	2,098	84.7%	380	15.3%
Montgomery	21,241	84.1%	4,017	15.9%
Warren*	1,263	88.4%	167	11.6%
Total:	32,550	85.8%	5,369	14.2%

Source: 2006-2010 American Community Survey 5-Year Estimates

*Warren County includes Census Block Groups in the vicinity of the cities of Carlisle, Franklin, and Springboro

The largest percentages of individuals who do not speak English as the primary language in the household in the Miami Valley speak Spanish. Approximately 13,800 speak Spanish, comprising 36.4% of all LEP individuals in the Region. Other languages include Other Indo-Euro, Asian/ Pacific Isles, and all Other. Table 3 below shows language types in the Region and Table 4 examines the English proficiency of these individuals by language type.

Table 3: English not Primary Language in the Household

Language Type	Total	Percent
Spanish	13,814	36.4%
Other Indo-Euro	12,257	32.3%
Asian/ Pacific Isles	8,768	23.1%
Other	3,080	8.1%
Total:	37,919	

Source: 2006-2010 American Community Survey 5-Year Estimate

Table 4: English Proficiency of Primary Non-English Speaking Individuals in the Miami Valley

	Total	Percent
Spanish	<u>13,814</u>	
Speak English "well" or "very well"	11,297	81.7%
Speak English "not well" or "not at all"	2,517	18.3%
Other Indo-Euro Languages	<u>12,257</u>	
Speak English "well" or "very well"	11,081	90.4%
Speak English "not well" or "not at all"	1,176	9.6%
Asian/ Pacific Isles	<u>8,768</u>	
Speak English "well" or "very well"	7,443	84.7%
Speak English "not well" or "not at all"	1,325	15.3%
Other	<u>3,080</u>	
Speak English "well" or "very well"	2,729	88.6%
Speak English "not well" or "not at all"	351	11.4%

Source: 2006-2010 American Community Survey 5-Year Estimates

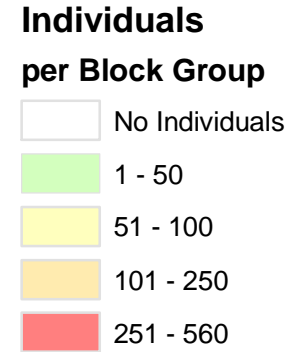
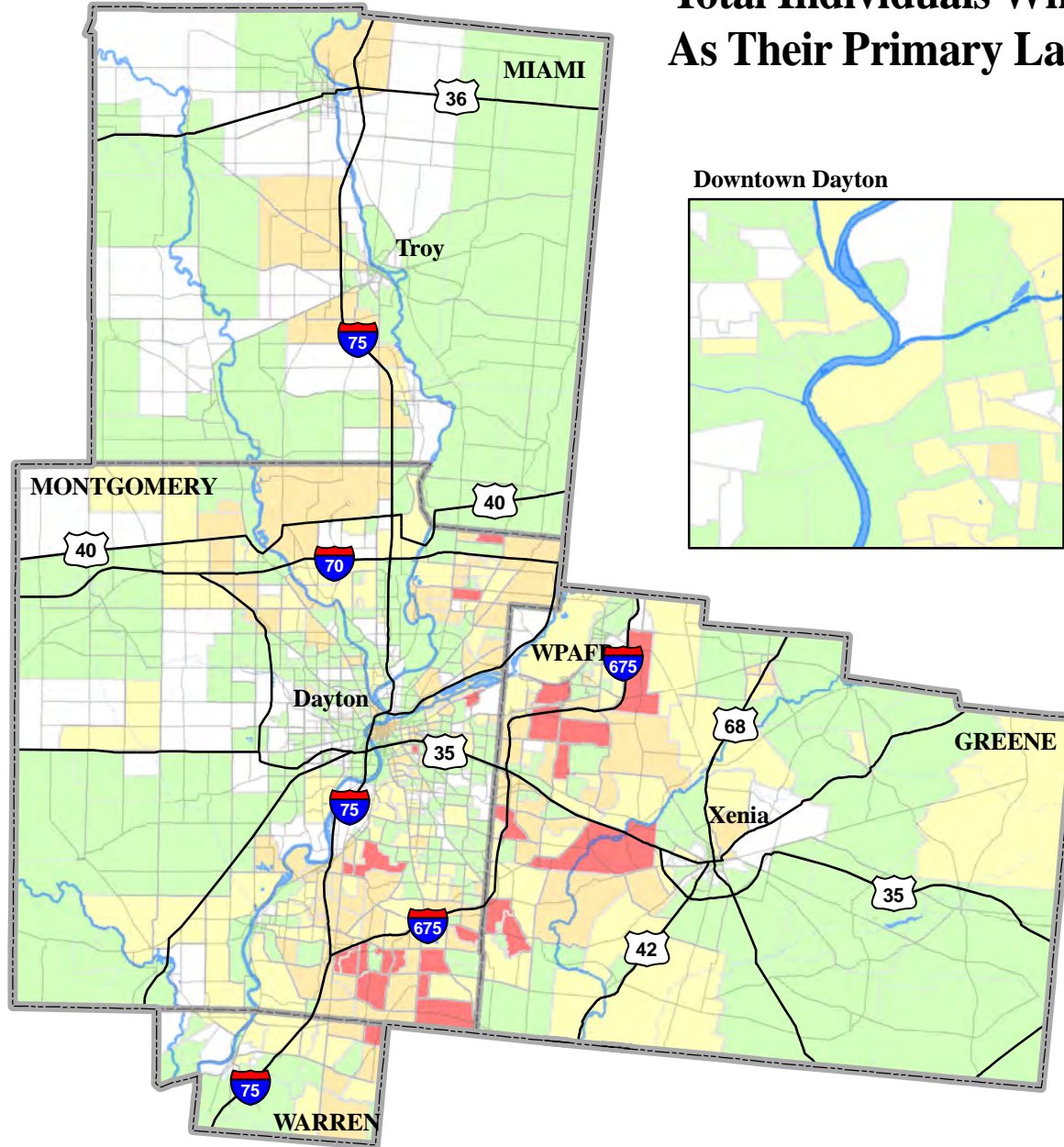
GEOGRAPHY OF LIMITED ENGLISH PROFICIENCY INDIVIDUALS

Figure 1 displays the distribution of individuals who do not speak English as their primary language in the household. These individuals are spread rather evenly throughout the Miami Valley Region with larger pockets in the population centers of southwestern Montgomery County and western Greene County. The largest concentration can be found in Greene County south of Wright Patterson Air Force Base and around the Fairfield Mall in Beavercreek.

Figure 2 displays the percent of these individuals who do not speak English as their primary language, and who are limited in their English proficiency. According to this dataset, the areas with the highest concentrations of individuals who do not speak English "well" or "not at all", tend to be located in northwestern Greene County and some pockets in central Miami County.

After a comprehensive examination of the geographical distribution of LEP individuals, MVRPC is skeptical about the accuracy of the data. While the general countywide statistics appear to be credible in the American Community Survey (ACS) data, the geographical distribution findings are not. Since Spanish speaking individuals are the highest non-English speaking subset of the Region, MVRPC examined the 2010 Census update of Hispanic individuals by block group. Figure 3 displays the findings. The Hispanic population tends to be highest concentrated in the urban core with lower concentrations spreading out between the population centers of southeastern Montgomery County and western Greene County.

**Figure 1:
Total Individuals Who Do Not Speak English
As Their Primary Language in the Household**



Source: 2006-2010 American Community Survey 5-Year Estimates

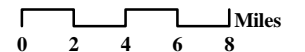
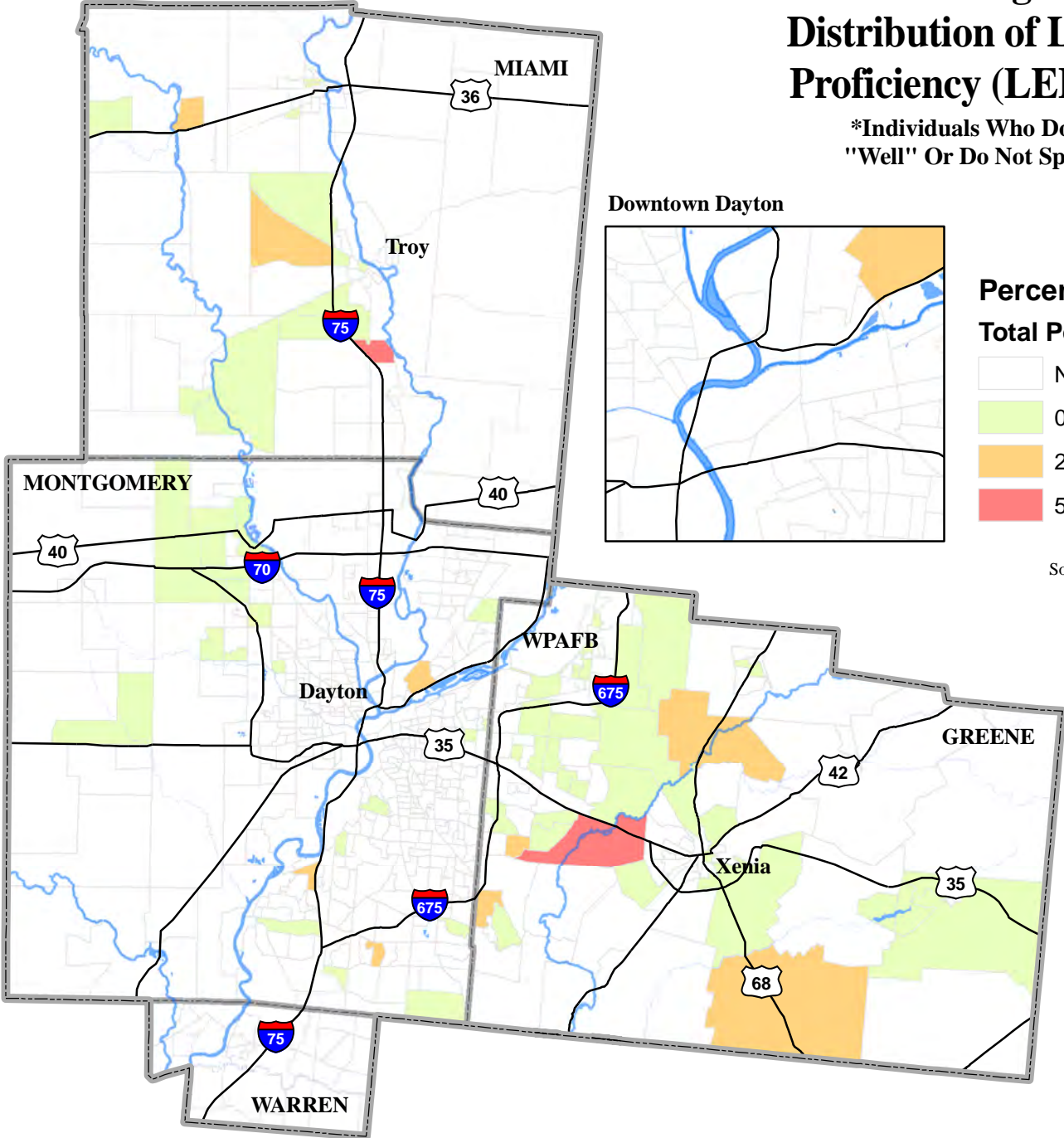
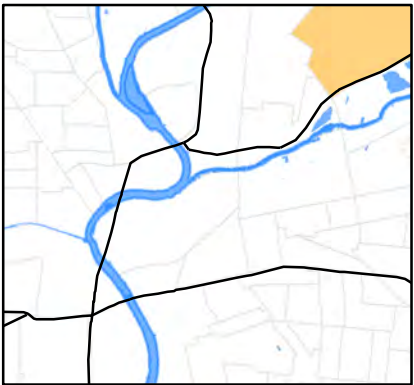


Figure 2: Distribution of Limited English Proficiency (LEP) Individuals*

*Individuals Who Do Not Speak English "Well" Or Do Not Speak English "At All"



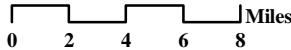
Downtown Dayton



Percent LEP Individuals of Total Population per Block Group

- No LEP Individuals
- 0.1% - 2.5%
- 2.6% - 5.0%
- 5.1% - 7.1%

Source: 2006-2010 American Community Survey 5-Year Estimates

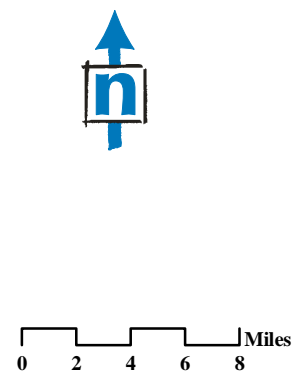
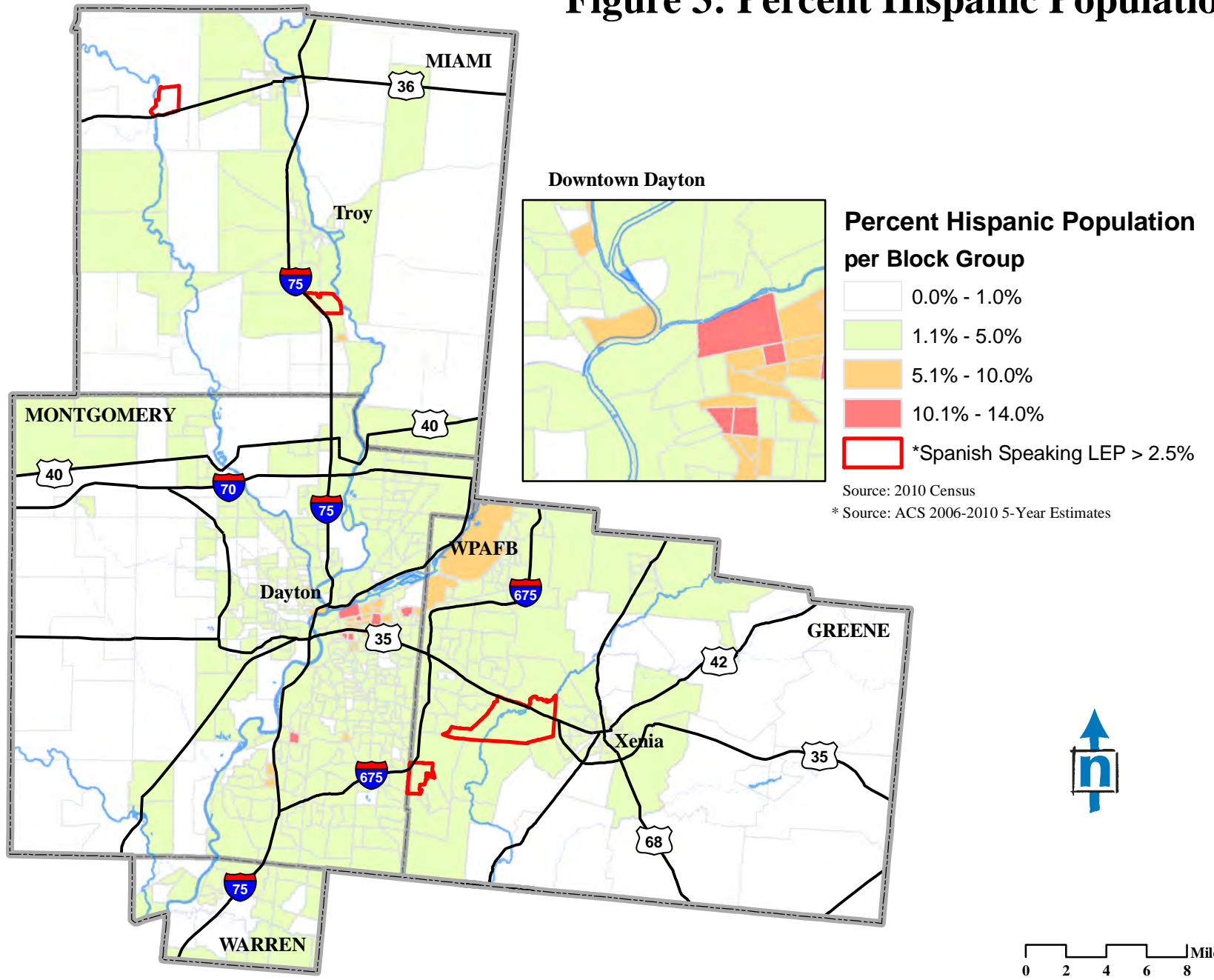


MVRPC then compared the American Community Survey dataset of Limited English Proficiency Spanish speaking individuals versus the 2010 Census of Hispanic population. Census block-groups with individuals who speak Spanish as the primary language in the household and who are of Limited English Proficiency of 2.5% or greater of the total population were examined. These particular block groups are outlined in Figure 3 as well. The results, seen in Table 5 below, show that there are more Spanish speaking LEP individuals in each block group from the ACS dataset than there are total Hispanics in the 2010 Census. Given the strong correlation between Spanish speaking and Hispanic ethnicity, the discrepancies indicate that the ACS dataset is probably flawed and over counts LEP individuals in those particular block groups.

**Difference in Spanish Speaking LEP Individuals (ACS)
Versus Total Hispanic Population (2010 Census)**

	2006-2010 ACS 5-Year Estimates		2010 Census		
Census Block-Group ID	Total Population of Census Block-group	Spanish Speaking LEP Individuals	Total Population of Census Block group	Total Hispanic Population	Difference
390572105003	1513	107	1711	25	82
391093501006	815	44	896	11	33
390572202001	1924	79	2068	66	13
391093250001	601	21	747	6	15

Figure 3: Percent Hispanic Population

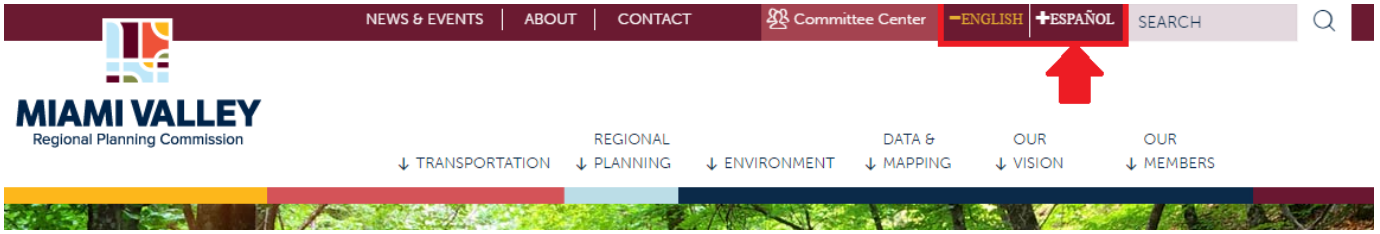


MVRPC OUTREACH TO LIMITED ENGLISH PROFICIENCY CONSTITUENTS

MVRPC's primary objective with regards to public participation and outreach is to bring a broad cross-section of the public into the public policy decision making process. As the federally designated MPO, MVRPC makes assurances that the traditionally underserved populations in the Region, including Limited English Proficiency individuals, benefit equally from projects and programs using federal funds along with the rest of the general population. MVRPC makes every effort to demonstrate that the opinions, concerns, and input from traditionally underserved populations are valued and welcomed.

With respect to public participation and outreach of Limited English Proficiency populations for public meetings and open houses, MVRPC may include the following outreach methods:

- Public notices and/or advertisements are placed in minority and ethnic newspapers, in addition to major regional newspapers deemed appropriate for the project. Public notices are translated into Spanish, when appropriate.
- Informational flyers/posters are translated into Spanish and distributed via the Latino Connection, and other outlets, when appropriate. When appropriate, participation from target populations is sought by posting flyers/posters and meeting notices in locations such as government centers, neighborhood shops, religious institutions, social service agencies, employment centers, senior centers, public health clinics, public libraries, community centers and popular meeting places.
- Individuals with limited English proficiency are encouraged to request translators. Translating efforts are focused on Spanish speakers as it is the predominate concentration of non-English speaking individuals in the Miami Valley.



- MVRPC’s web site currently includes an option to translate the site into Spanish. This enhancement allows Spanish speaking residents the opportunity to learn and comment about all regional projects.