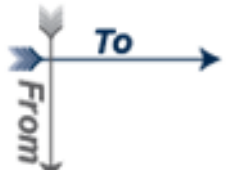





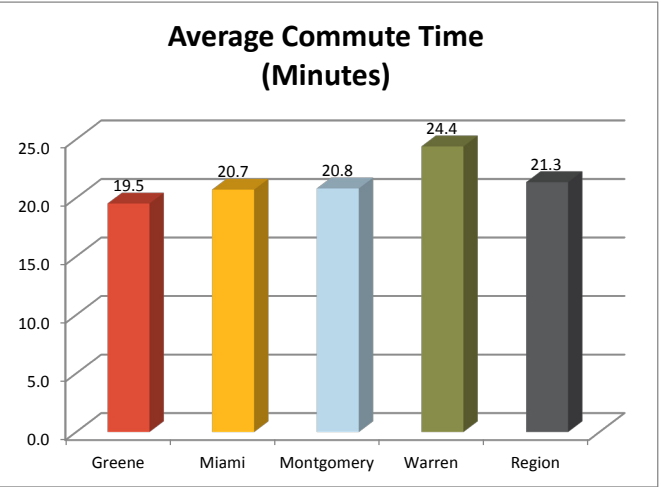
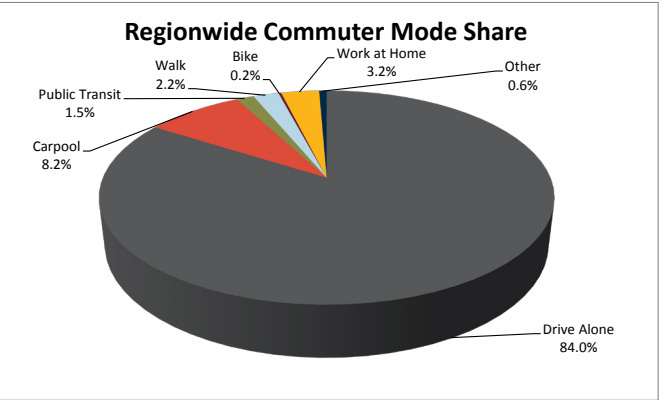


# Regionwide Journey-to-Work Characteristics

 To/From	 Work at Home	 Greene	 Miami	 Montgomery	 Warren	Outside Region	Total Working Residents
Greene	2,623	41,630	426	24,126	998	7,583	77,386
Miami	1,354	1,332	28,494	10,109	239	7,438	48,727
Montgomery	6,979	23,035	4,404	181,478	5,790	22,646	238,542
Warren	4,017	2,008	118	12,867	36,955	42,884	98,849
Outside Region		11,911	9,463	34,460	39,152		94,986*
Total Workers	14,973	79,916	42,905	263,040	83,134	80,551	



Source: American Community Survey 2006-2010

August 2015

\* Only outside residents working inside the region are considered.