



## PES Update Committee Solicitation- May/June 2019



# Update Overview

---

- Incorporate Performance Management approach
- Update criteria to better reflect the type of projects being funded
- Address project sponsor concerns
- Focus on Roadway PES then update other modes based on Roadway changes

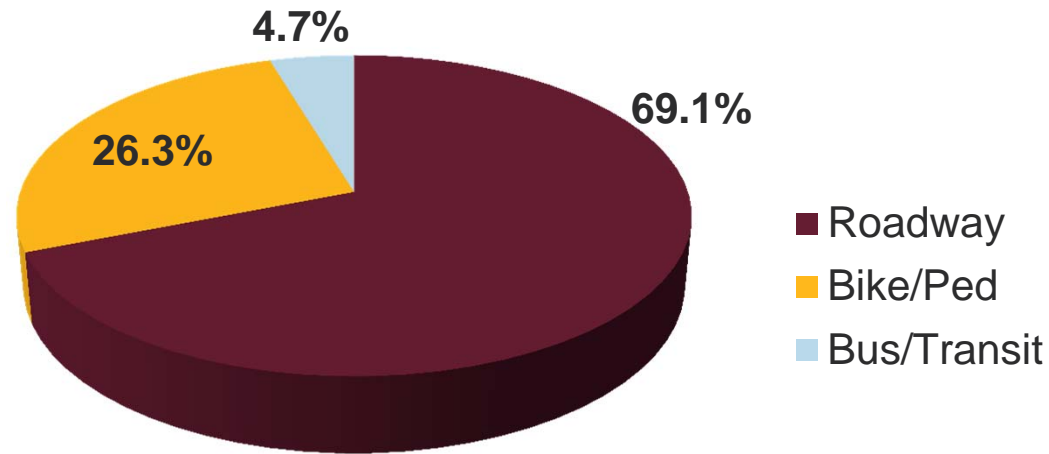


# Performance Management

- Incorporate System Conditions Criteria
- Address National Highway System explicitly



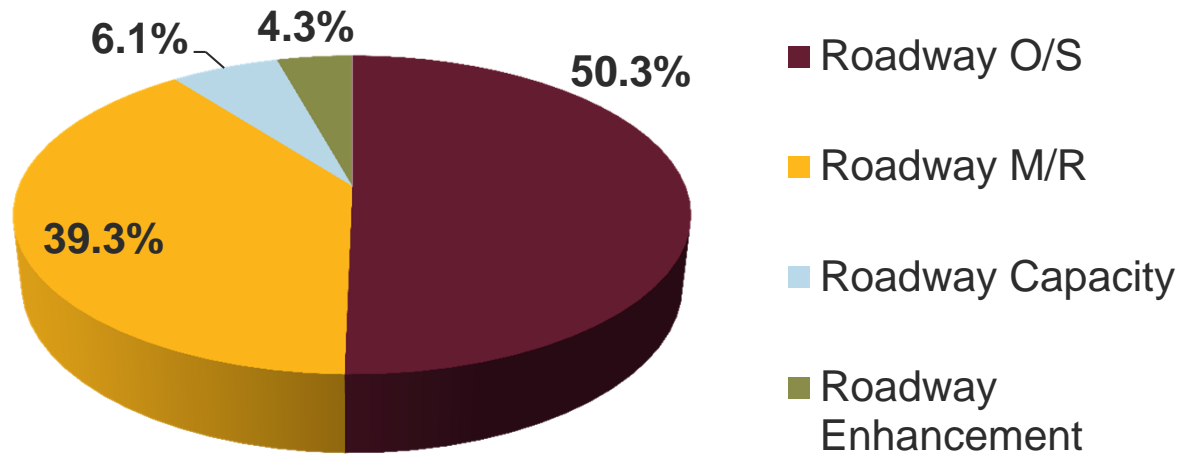
# Project Review by Mode



Project Type (2008-2017)	Percentage of Projects	Number of Projects	Total Cost
Roadway	69.07%	163	\$372,621,190
Bike/Ped	26.27%	62	\$43,006,424
Bus/Transit	4.66%	11	\$28,133,500
<b>Grand Total</b>	<b>100.00%</b>	<b>236</b>	<b>\$443,761,114</b>



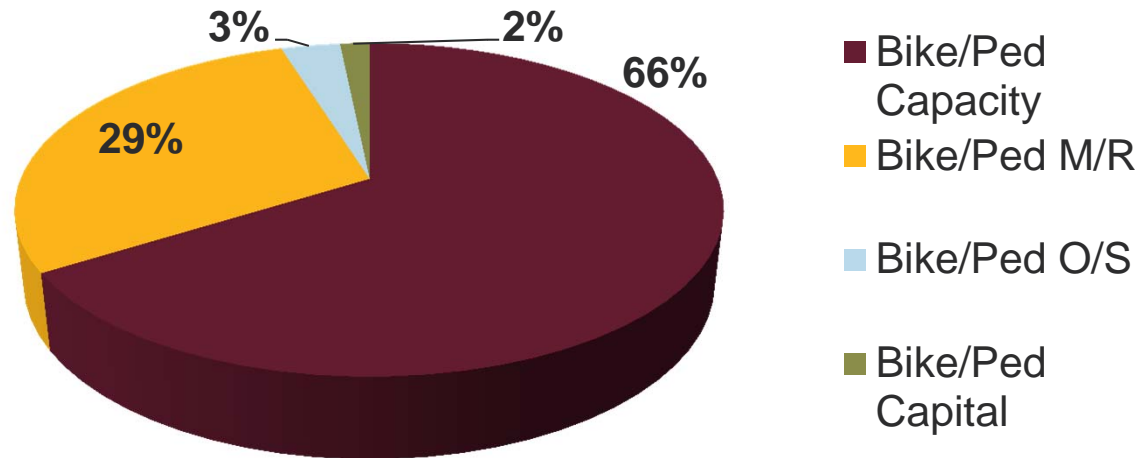
# Project Type-Roadway



Project Type (2008-2017)	Percentage of Projects	Number of Projects	Total Cost
Operational/Safety	50.31%	82	\$180,896,881
Maint/Reconstruction	39.26%	64	\$153,481,182
Capacity	6.13%	10	\$35,435,127
Enhancement	4.29%	7	\$2,808,000
<b>Grand Total</b>	<b>100.00%</b>	<b>163</b>	<b>\$372,621,190</b>



# Project Type-Bike/Ped



Project Type (2008-2017)	Percentage of Projects	Number of Projects	Total Cost
Capacity	66.13%	41	\$30,835,798
Maint/Reconstruction	29.03%	18	\$10,162,291
Operational/Safety	3.23%	2	\$802,335
Capital	1.61%	1	\$1,206,000
<b>Grand Total</b>	<b>100.00%</b>	<b>62</b>	<b>\$43,006,424</b>



# Update Committee - Members

- MPO TAC or Board members
- 10 TAC and 5 Board
- Staff and Subject Experts
- Representative of Region
- Working Committee
- 3 or 4 meetings (5 months)



# Regional Representation

- City of Dayton
- County Engineer
- Rural Community
- Small Community
- Township
- Transit Agency Representative
- Other Government/Non-Government Rep.
- Low income/minority community
- Representation from all 4 counties







**QUESTIONS?**