



MIAMI VALLEY

Regional Planning Commission

Transportation Performance Management Update

October / November 2019

Transportation Performance Management Update

Transportation Performance Management is a strategic approach that uses system information to make investment and policy decisions to achieve national performance goals.

- Determine Annual TPM Safety targets for the third performance period for:
 - Number of Fatalities,
 - Number of Serious Injuries,
 - Rate of Fatalities,
 - Rate of Serious Injuries, and
 - Number of Non-motorized Fatalities and Non-motorized Serious Injuries

Safety PM Targets

- July 1, 2019: Targets included in the HSP
- August 31, 2019: Targets included in the HSIP
- Ohio adopted 2% Annual Reduction Goal
- **February 27, 2020:** Deadline for MVRPC to establish targets by
 - Adopting statewide targets, OR
 - Committing to a quantifiable target for the MPO metropolitan area
 - MVRPC continues to support ODOT's targets

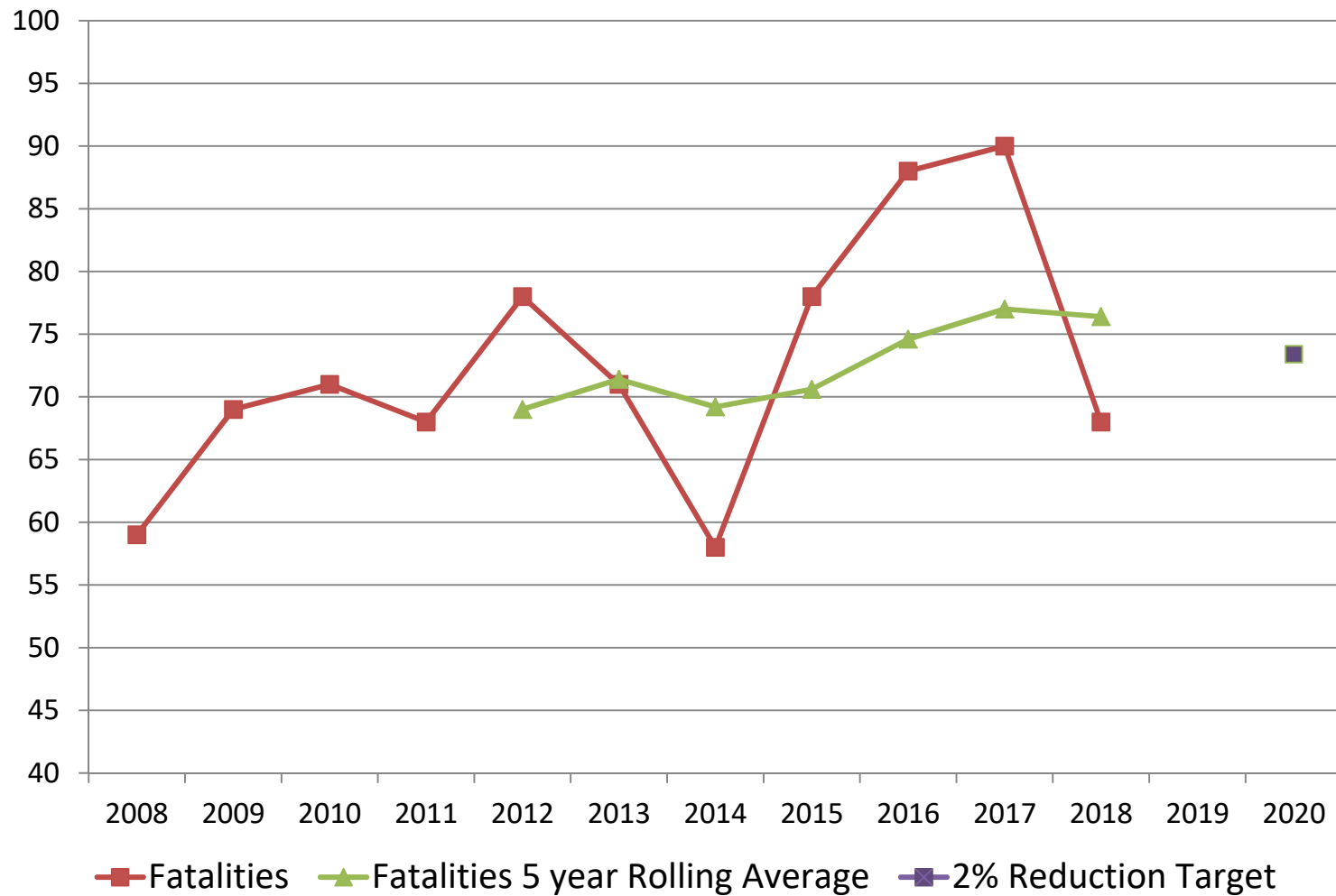
Safety Performance Targets

Safety Performance Measure	2014-2018 Baseline State**	2018 Target State**	2020 Target State*	2014-2018 Baseline MVRPC	2020 Target MVRPC*	Met Target or Progress?**
Number of Fatalities	1,099	1,051	1,055	76.4	73.4	No
Fatality Rate	0.95	0.91	0.91	0.86	0.82	No
Number of Serious Injuries	8,692.2	9,033	8,348	611.8	587.6	Yes
Serious Injury Rate	7.51	7.92	7.21	6.89	6.61	Yes
No. of Non-motorized Fatalities and Serious Injuries	858.4	853	824	71.4	68.6	Progress

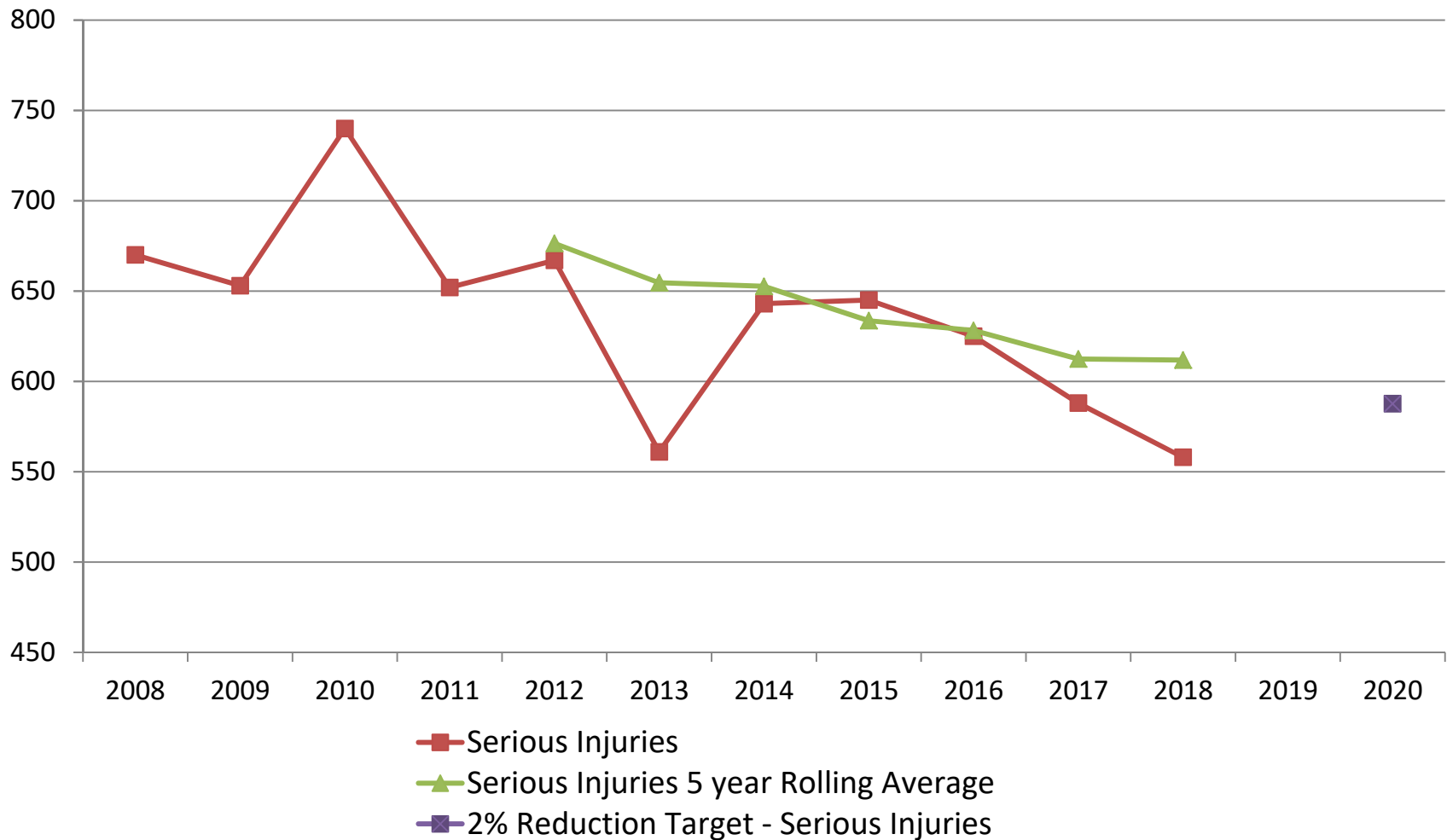
* Based on 2% reduction

** First determination of progress to be made at the State level only, comparing 2018 targets to 2018 actual numbers (based on 2014-2018 rolling average).

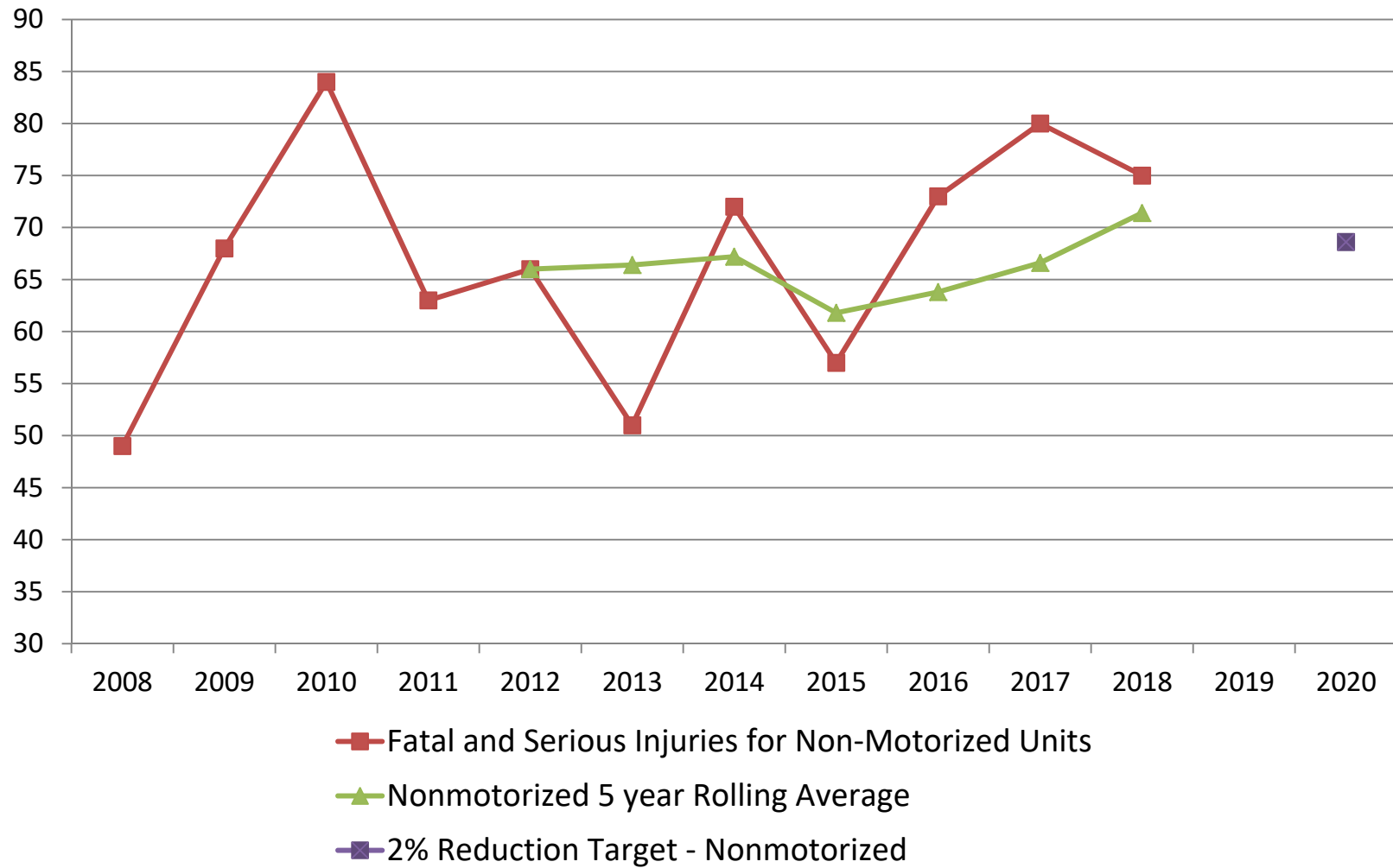
MPO Region: Fatalities Trends



MPO Region: Serious Injuries Trends



MPO Region: Fatal and Serious Injuries for Non-Motorized Units Trends



Questions and More Information

- **Contacts**
 - **Ami Parikh**
aparikh@mvrpc.org

