



## HSTC Coordination Council Meeting



# HSTC Meeting Calendar 2021

2021																											
January							February							March							April						
S	M	T	W	T	F	S	S	M	T	W	T	F	S	S	M	T	W	T	F	S	S	M	T	W	T	F	S
					1	2		1	2	3	4	5	6		1	2	3	4	5	6					1	2	3
3	4	5	6	7	8	9	7	8	9	10	11	12	13	7	8	9	10	11	12	13	4	5	6	7	8	9	10
10	11	12	13	14	15	16	14	15	16	17	18	19	20	14	15	16	17	18	19	20	11	12	13	14	15	16	17
17	18	19	20	21	22	23	21	22	23	24	25	26	27	21	22	23	24	25	26	27	18	19	20	21	22	23	24
24	25	26	27	28	29	30	28							28	29	30	31				25	26	27	28	29	30	
31																											
May							June							July							August						
S	M	T	W	T	F	S	S	M	T	W	T	F	S	S	M	T	W	T	F	S	S	M	T	W	T	F	S
						1			1	2	3	4	5				1	2	3		1	2	3	4	5	6	7
2	3	4	5	6	7	8	6	7	8	9	10	11	12	4	5	6	7	8	9	10	8	9	10	11	12	13	14
9	10	11	12	13	14	15	13	14	15	16	17	18	19	11	12	13	14	15	16	17	15	16	17	18	19	20	21
16	17	18	19	20	21	22	20	21	22	23	24	25	26	18	19	20	21	22	23	24	22	23	24	25	26	27	28
23	24	25	26	27	28	29	27	28	29	30				25	26	27	28	29	30	31	29	30	31				
30	31																										
September							October							November							December						
S	M	T	W	T	F	S	S	M	T	W	T	F	S	S	M	T	W	T	F	S	S	M	T	W	T	F	S
S	M	T	W	T	F	S						1	2		1	2	3	4	5	6				1	2	3	4
			1	2	3	4	3	4	5	6	7	8	9	7	8	9	10	11	12	13	5	6	7	8	9	10	11
5	6	7	8	9	10	11	10	11	12	13	14	15	16	14	15	16	17	18	19	20	12	13	14	15	16	17	18
12	13	14	15	16	17	18	17	18	19	20	21	22	23	21	22	23	24	25	26	27	19	20	21	22	23	24	25
19	20	21	22	23	24	25	24	25	26	27	28	29	30	28	29	30					26	27	28	29	30	31	
26	27	28	29	30			31																				

Next HSTC Council Meeting: December 9th





# Agenda

Human Services Transportation Council (HSTC)

**Thursday, September 9, 2021**

10:00 AM – 12:00 PM

Montgomery County Business Solutions Center,  
1435 Cincinnati Street | Suite 300 Dayton, OH 45417

**HSTC Vision-** A transparent and customer–friendly regional transportation system made up of a variety of transportation operators, funders and providers which match a particular trip need with the lowest-cost, most appropriate transportation option.

<u>Item</u>	<u>Topic</u>	<u>Time</u>	<u>Presenter</u>
I.	Welcome/Introductions	10:00 a.m.	ALL
II.	Plan for Health	10:15 a.m.	Liz Whitaker, MVRPC
III.	Miami Valley Age Friendly Network	10:35 a.m.	Serena Anderson, MVRPC Leigh Sempeles, DF/MVRPC
IV.	Unmet Needs	11:10 a.m.	Elizabeth Baxter, MVRPC
V.	HSTC Council Updates	11:35 a.m.	Serena Anderson, MVRPC
VII.	Closing Remarks	11:50 a.m.	All

The next meeting will be: Thursday, December 9, 2021 @ 10:00 a.m.



# PLAN4Health Miami Valley

Plan for Health

Age Friendly

Unmet Needs

Updates





*Source: County Health Rankings model – University of Wisconsin Population Health Institute (2016)*

Plan for Health

Age Friendly

Unmet Needs

Updates



**A healthy community does not  
happen by accident.**

**It requires a comprehensive  
approach covering all aspects of  
social, physical, and economic  
environments.**






**Place-  
Based  
Approach**

## **Improved Health Outcomes in the Miami Valley**

**People-  
Based  
Approach**



**Plan for Health**

**Age Friendly**

**Unmet Needs**

**Updates**





## PLACE-BASED POLICIES

- Transportation Plan
- Land Use Plan
- Housing Plan
- Site Plan
- Economic Development Plan



## PLANNING



## PEOPLE-BASED POLICIES

- Community Health Assessment
- Community Health Improvement Plan



## HEALTH



**PLAN**4Health  
Miami Valley

Plan for Health

Age Friendly

Unmet Needs

Updates





Convene and engage partners to improve environments that are known to be key determinants of health

Promote and advocate “Health in All Plans and Policies”

Advance planning efforts aimed at creating conditions for healthy people and communities



**PLAN**4Health  
Miami Valley

Plan for Health

Age Friendly

Unmet Needs

Updates





Plan for Health

Age Friendly

Unmet Needs

Updates



# Outcome and Output

- Not to develop a Regional Health Plan nor does it intend to duplicate planning efforts undertaken by local public health departments.
- Not a Health Equity initiative. However, this topic will be included as appropriate during each project/program.
- Anticipated outcomes and outputs include data, maps, infographics, information sharing applications, forums for knowledge and information sharing, networking opportunities, and best practices.



**PLAN4Health**  
Miami Valley



Understanding  
Where We Are



Identifying Barriers &  
Opportunities



Seeking Solutions &  
Building Capacity

**PLAN4Health – Miami Valley: A Planning for Health Initiative**

Plan for Health

Age Friendly

Unmet Needs

Updates







# Proposed Projects

1. Health Environment Assessment
2. Plan for Healthy Communities
  - A. Built Environment Assessment
  - B. Community Health Assessment Mapping
  - C. Plan Audit and Needs Assessment
  - D. Healthy Communities Planning Toolkit and Resources
  - E. Healthy Communities Roundtables



# 1. Health Environment Assessment

## Project Overview

- Examine current environments to identify where the region stands on key determinants of health and what the trends are
- Focusing on SDOH indicators that can be mapped at the sub-county level

<https://unc.maps.arcgis.com/apps/MapJournal/index.html?appid=9cf5798305d74352a9721b9ffab7da87>





# 1. Health Environment Assessment

Social determinants of health (SDOH) is defined as the “conditions in the environments in which people are born, live, learn, work, play, worship, and age that affect a wide range of health, functioning, and quality-of-life outcomes and risks.”

Economic Stability	Education	Social and Community Context	Health and Health Care	Neighborhood and Built Environment
Income	High School Education	Limited English Proficiency Households	Uninsured	Areas of Concentrated Poverty
Poverty	Preschool Enrollment	Single Parent Household	Annual Check Ups	Access to Healthy Food
Unemployment	Higher Education Enrollment	Voter Turnout	Zero-Car Households	Housing Vacancy
Living in Cost Burden Housing	School Proficiency	Diversity	Life Expectancy	Crime
Living in Rental Housing				Lead Paint Prevalence
				Traffic Proximity and Volume



# 1. Health Environment Assessment



Tell the story through mapping



Examine indicators individually, as a composite of their domain, and an index of all the domains



Use results as a baseline and to inform future project elements





## 2. Plan for Healthy Communities:

### A. Built Environment Assessment

#### Project Overview

- Examine current built environments to evaluate the level of active living conditions
- Using an active living index the project will map out conditions across the Region

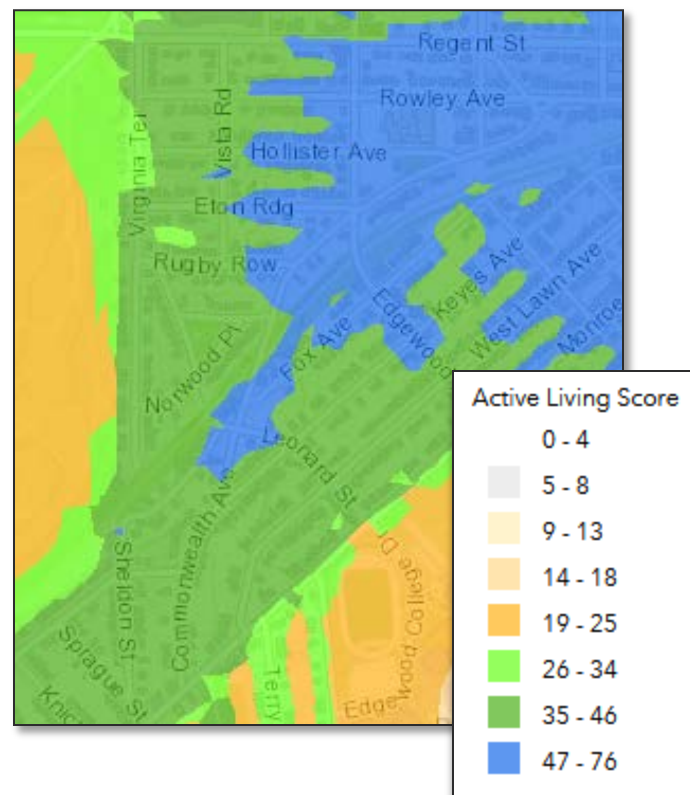


## 2. Plan for Healthy Communities:

### A. Built Environment Assessment

- The active living index will examine the density, diversity, and accessibility of:
  - Land Use
  - Infrastructure
  - Destinations

<https://www.arcgis.com/apps/webappviewer/index.html?id=6a19a38e00be441080923f1f2f862b22>



## 2. Plan for Healthy Communities:

### A. Built Environment Assessment



Tell the story through mapping



Examine components individually and as an index composite



Use results as a baseline and to identify locations for built environment improvements





# PLAN4Health Miami Valley



## PLAN4Health – Miami Valley

A Planning for Health Initiative

### Why We Should Plan for Health

Planning and public health are intrinsically linked. Planning originated with primary care.

The Population to 20% of the total population to social and environment planning.

A healthy community comprehends economic conditions and behaviors that require further

### Proposed Projects

PLAN4Health – Miami Valley achieves the goal of healthy people and communities through a set of projects that are geared towards information sharing, capacity building, and generating collaborative solutions. Projects are slated for near-, mid-, and long-term implementation. Additional projects may be included as the project evolves.



### Near-Term: Understanding Where We Are

- Using the Social Determinants of Health model, the **Health Environment Assessment** will examine where the Region stands on key determinants of health.
- The **Built Environment Assessment** will evaluate current conditions for active living. This assessment will identify locations to focus resources to improve active living conditions to improve health outcomes.
- In collaboration with local health departments, the **Community Health Assessment Mapping** project will compile and map out a range of health GIS data at the sub-county level.

### Mid-Term: Identifying Barriers and Opportunities

- The **Plan Audit and Needs Assessment** will review existing plans, such as comprehensive and land use plans, and identify barriers and opportunities for cross-sector collaboration for embedding health into the planning process.

### Long-Term: Seeking Solutions and Building Capacity

- The **Healthy Communities Planning Toolkit** will curate resources for planners and public health professionals to help advance health outcomes throughout the Region.
- Building on insights and capacity gained in earlier projects, the **Healthy Communities Roundtable** series will facilitate connections and seek collaborative working opportunities between health and planning professionals.



Established in 1964, the Miami Valley Regional Planning Commission promotes collaboration among communities, stakeholders, and residents to advance regional priorities. MVRPC is a forum and resource where the Board of Directors identifies priorities and develops public policy and collaborative strategies to improve quality of life throughout the Miami Valley Region. MVRPC performs various regional planning activities, including air quality, water quality, transportation, land use, research and GIS. As the designated Metropolitan Planning Organization (MPO), MVRPC is responsible for transportation planning in Greene, Miami and Montgomery Counties and parts of northern Warren County. MVRPC's service area with quality planning designation encompasses five (5) counties: Darke, Preble plus the three MPO counties.

For questions, contact:  
Marti Kim, AICP, GISP  
Director of Community & Regional Planning  
email: [mkim@mvrpc.org](mailto:mkim@mvrpc.org)  
t: 937.223.8323 | TTY/TDD: 800.750.0750  
10 North Ludlow St., Suite 700 | Dayton, Ohio 45402-1855  
[mvrpc.org](http://mvrpc.org)



**MIAMI VALLEY**  
Regional Planning Commission



NEWS & EVENTS

ABOUT

CONTACT



ENGLISH

ESPAÑOL

**MIAMI VALLEY**  
Regional Planning Commission



## PLAN4HEALTH - MIAMI VALLEY

HOME // REGIONAL PLANNING // PLAN4HEALTH MIAMI VALLEY

Planning Services & Resources

Community Plans

PLAN4Health Miami Valley

Regional Profiles

Going Places Initiative

A healthy community does not happen by accident. It requires a comprehensive approach covering all aspects social, physical, and economic environments. Creating environments that promote healthy behaviors and improve health outcomes in our communities requires collaboration and partnerships between planning and health professionals.

MVRPC's PLAN4Health – Miami Valley Initiative, launched in spring of 2021, aims to explore how planning can impact health outcomes across the Region. It is a multi-year effort with a focus on projects and programs intended to:

- Promote and advocate for "Health in All Plans and Policies."
- Convene and engage partners to improve conditions that are known to be key determinants of health.
- Advance planning efforts aimed at creating conditions for healthy people and communities.

PLAN4Health – Miami Valley builds on work that has been done at the [national level](#) through the [American Planning Association](#) and the [American Public Health Association](#).

A set of concrete projects that are geared towards information sharing, capacity building, and generating collaborative solutions are slated for near-, mid-, and long-term implementation.

To learn more about the PLAN4Health – Miami Valley Initiative and its future projects and programs, please see our [PLAN4Health – Miami Valley Informational Brochure](#). For additional information, contact [Marti Kim](#).



**PLAN4Health**  
An American Planning Association Project



Plan for Health

Age Friendly

Unmet Needs

Updates







# PLAN4Health Miami Valley

[www.mvrpc.org/regional-planning/plan4health-miami-valley](http://www.mvrpc.org/regional-planning/plan4health-miami-valley)

**Martin Kim, AICP, GISP**

Director of Community and Regional Planning  
mkim@mvrpc.org

**Elizabeth Whitaker, AICP**

Senior Planner  
ewhitaker@mvrpc.org



# Institute for Livable and Equitable Communities

## **Vision:**

The Institute places an intentional focus on livability and equity, launching programs and transforming systems that create a community where all people can thrive.

## **Mission:**

The Institute for Livable & Equitable Communities at the Miami Valley Regional Planning Commission (MVRPC) convenes critical partners and is the central point of coordination for a long-term, multi-faceted effort to address nine domains proven to enhance livability and equity in communities.

### **BOARD OF DIRECTORS**

### **INSTITUTE STEERING COMMITTEE**

#### **REGIONAL EQUITY INITIATIVE**

#### **MIAMI VALLEY AGE-FRIENDLY NETWORK**

Institute Background: <https://www.mvrpc.org/regional-initiatives/institute-livable-equitable-communities>

Plan for Health

Age Friendly

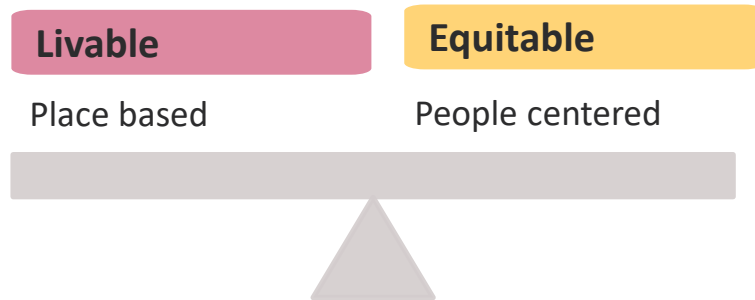
Unmet Needs

Updates



# What is Livable & Equitable?

The Institute focuses on two initiatives: Regional Equity Initiative and Livable Communities Initiative. Where equity is the lens by which we achieve livability.



## Livable & (as defined in the Institute)

Neighborhood

Transportation

Housing

Education

Entre., Employment  
& Volunteering

Technology &  
Connectivity

Health &  
Environment

Safety & Justice

Engagement

## Equitable for...

Race

Age

Socio-economic  
Background

Color


Gender

Sexual Orientation

Physical Ability

Religion

National Origin, etc.



Plan for Health

Age Friendly


Unmet Needs

Updates



# What is the Regional Age Friendly Network?

## MEETINGS AND FUNDING OPPORTUNITIES - AGE FRIENDLY COMMUNITIES



Build a coalition of key allies & participants to establish age-friendly community objectives

Coordinate with partner agencies around objectives to educate and transform policies, places and programs within their communities

Create opportunities for communities & organizations to implement age-friendly demonstration projects through a small grant program

Encourage and build a support system regionally for communities looking to formally join the Age-Friendly Network with AARP / WHO

## ENSURING ALL RESIDENTS CAN AGE IN PLACE



Plan for Health

Age Friendly

Unmet Needs

Updates





# Dayton Foundation Del Mar Encore Fellowship Program



Dayton Foundation Del Mar Encore Fellowship: [www.daytonfoundation.org/delmarencore\\_fellows.html](http://www.daytonfoundation.org/delmarencore_fellows.html)

Plan for Health

Age Friendly

Unmet Needs

Updates



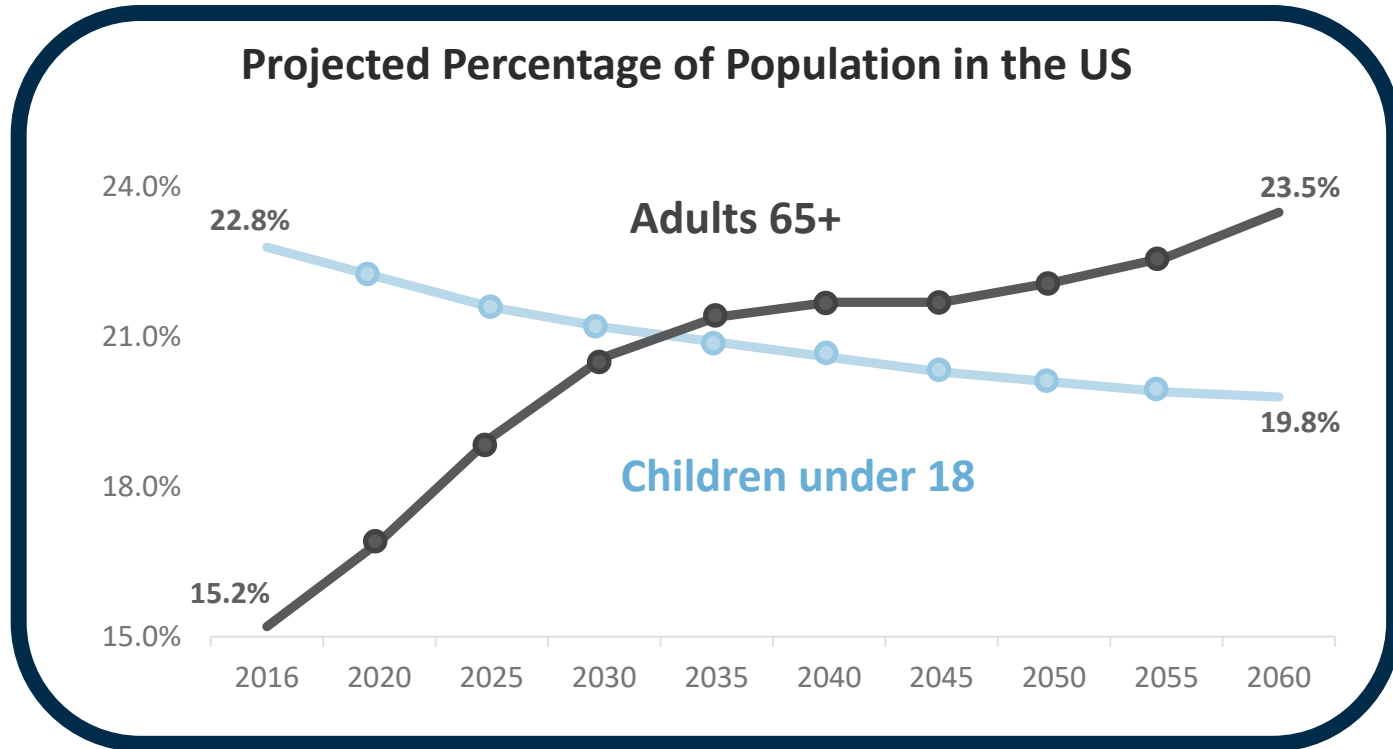
# MVRPC Welcomes Del Mar Fellow – Leigh Sempeles

Leigh Sempeles will be working for the Dayton Foundation in partnership with MVRPC on our Age-Friendly Communities Initiative housed in the Institute for Livable and Equitable Communities.

In her role, she will be a key contributor to the development of the Age Friendly Network and the development of a new funding program to implement Age Friendly demonstration projects.



# A Monumental Shift: The Changing Demographics



**By 2035, older adults will outnumber children for the first time in history**

Plan for Health

Age Friendly

Unmet Needs

Updates



# AARP Livable Communities Domains



Plan for Health

Age Friendly

Unmet Needs

Updates



# Join the National Age-Friendly Movement

## Examples Across US

Age-Friendly **Boston**



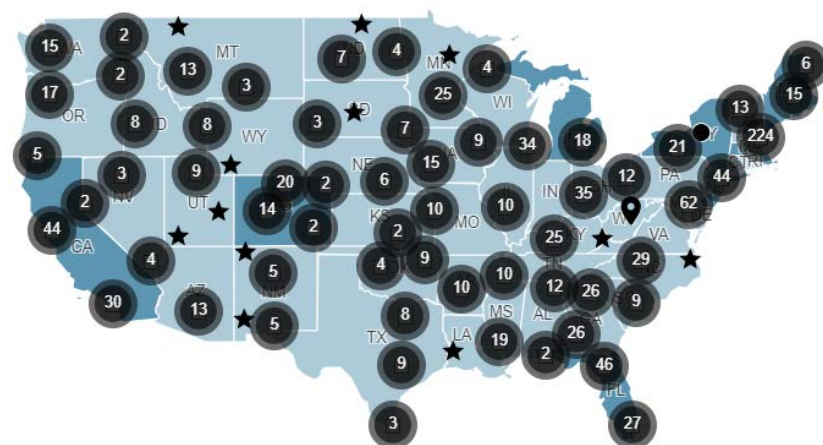
Age-Friendly  
RHODE ISLAND



## Examples in Ohio



## AARP Network of Age-Friendly States & Communities



AARP Livable Communities Map:

<https://livablemap.aarp.org/#/view=map>

Plan for Health

Age Friendly

Unmet Needs

Updates





# AARP Age-Friendly Communities Designation Process

## Coalition of Age-Friendly Communities Ohio

**Enrollment – AARP Age-Friendly Communities/Coalition of Communities in Ohio**

**Year 1: Conduct a survey and listening sessions**

**Year 2: Create an action plan**

**Years 3-5: Implementation**

**Year 5: Progress /status update**



Plan for Health

Age Friendly

Unmet Needs

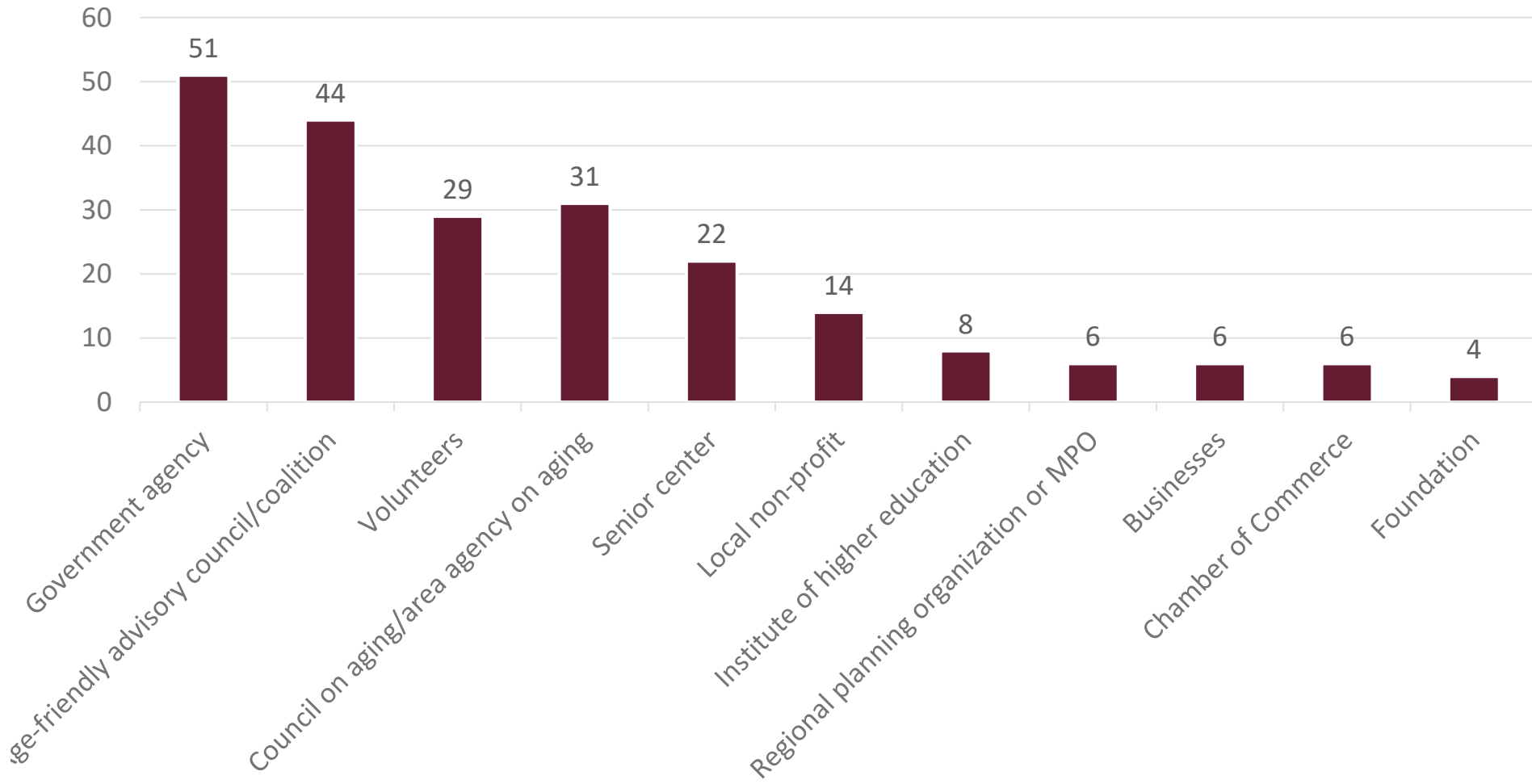
Updates





# 2020 Network Age Friendly States & Communities Survey

*Who serves as the lead organization to coordinate age-friendly work?*



Plan for Health

Age Friendly

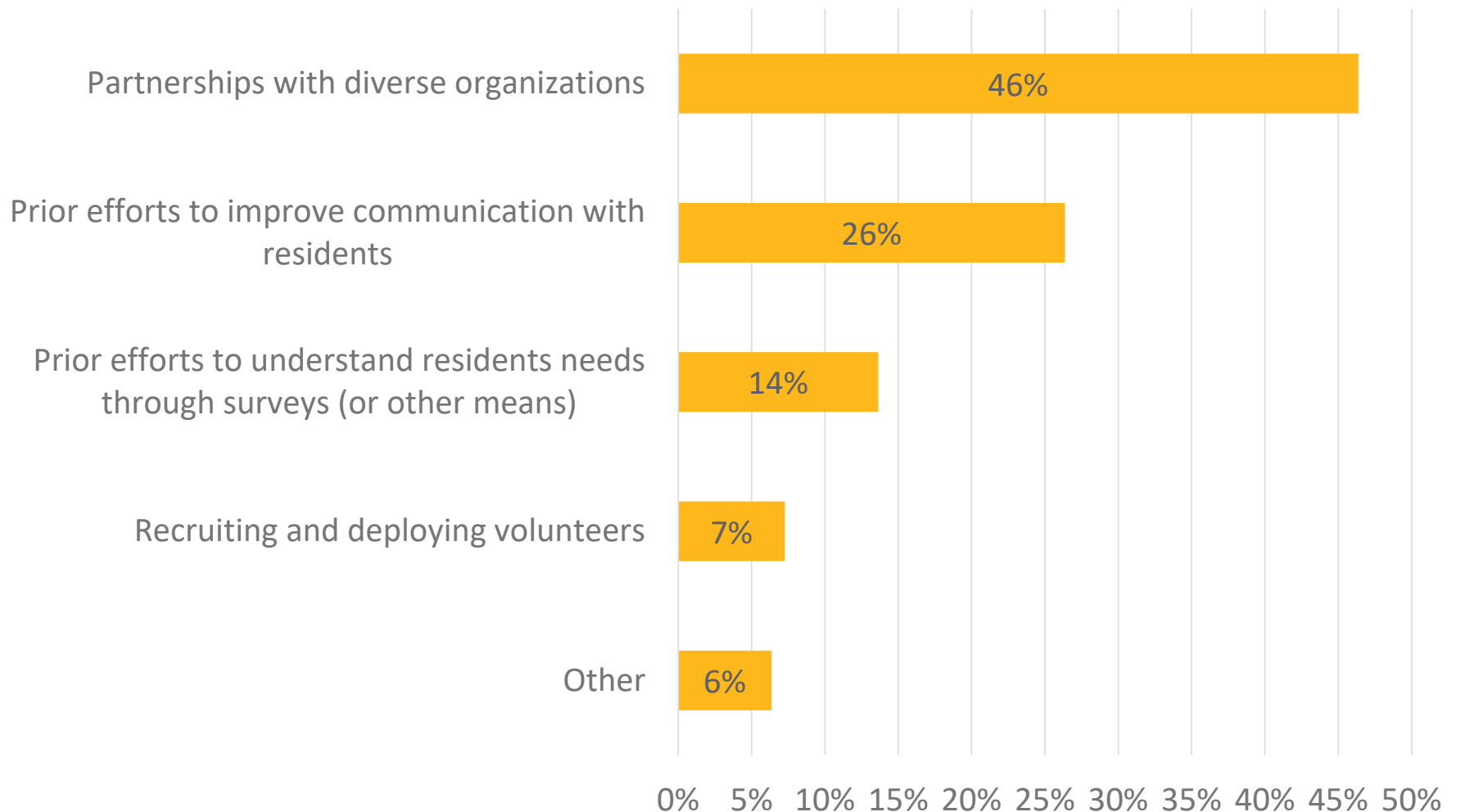
Unmet Needs

Updates



# 2020 Network Age Friendly States & Communities Survey

*What element of your age-friendly work has been most helpful?*



Plan for Health

Age Friendly

Unmet Needs

Updates



# How to get engaged?

Check out MVRPC Committee Center, Institute Committees tab, to learn more about upcoming meetings: <https://www.mvrpc.org/committee-center>

Attend our first Age Friendly Network meeting on Wednesday, October 13: <https://www.mvrpc.org/events/miami-valley-age-friendly-network>

Encourage elected officials, administrators, department directors, non-profit agencies, senior center staff, community leaders, etc. to represent your community on the Miami Valley Age Friendly Network

Collaborate with others in the community to educate and implement programs, projects and policies which improve equity and livability in the Miami Valley

Encourage or lead your community in an effort to become an AARP Age-Friendly Designated Community through a 5 year commitment / process

Plan for Health

Age Friendly

Unmet Needs

Updates





# MIAMI VALLEY

Regional Planning Commission

---

Shaping Our Region's Future Together

**For more information on how to join  
the Miami Valley Age-Friendly Communities Network:**

Leigh Sempeles  
[lsempeles@mvrpc.org](mailto:lsempeles@mvrpc.org)

Serena Anderson  
[sanderson@mvrpc.org](mailto:sanderson@mvrpc.org)



# Review of Unmet Needs

## Activity

- *Identify if unmet need still aligns with current priority rank*
- *If there are additional priorities or deletions please indicate*
- *Submit additions or deletions on sheet and/or in chat box*

## Improve Access to Services



## Improve Access to Healthcare, Treatment and Recovery



## Enhance Transportation for Older Adults & Individuals w/Disabilities



## Promote Capacity and Information Sharing



## Improve Access to Employment



Plan for Health

Age Friendly

Unmet Needs

Updates



# MPO (Greene, Miami, Montgomery) Unmet Needs

Improve access to services

Improve access to healthcare, treatment  
& recovery

Enhance transportation services for older  
adults & individuals w/disabilities

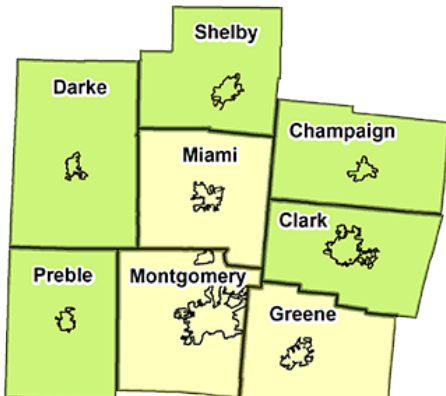
Promote capacity and information  
sharing

Improve access to employment



# Regional Project Update

**ODOT made available \$100,000 to Region 2 for regional level projects**



- Project addresses regional plan Goal 1 of the GRMI: Enhance Regional Coordination
- Project will review all public & private transportation providers and compare with needs, intent to establish centralized scheduling hub for services across the region

## Project Development/Selection



Transportation  
Coordinating  
Committee

- ✓ Clark County TCC was identified as Lead Agency
  - ✓ Project was advertised with bids received in Jul 2021
  - ✓ Bid award: Stantec Consulting Services under review
  - ❑ Anticipate to enter into contract late summer/early fall 2021
- ❑ Project will be completed no later than May 31, 2022

Plan for Health

Age Friendly

Unmet Needs

Updates



# Funding & Resources



Dayton Library: Foundation & Corporation Grant List

<http://daytonmetrolibrary.org/nonprofit-resources/dayton-grants/352-private-grants-foundations-and-corporations>



National Center for Mobility Management: Ready to Launch Grant

- community pilot projects - new mobility solutions
- Up to \$75,000
- Deadline October 15, 2021

<https://nationalcenterformobilitymanagement.org/ready-to-launch-2021/>



GovDeals: Greene County Transit is auctioning retired Light Transit Vehicles along with some obsolete equipment

<https://www.govdeals.com/index.cfm?fa=Main.AdvSearchResultsNew&kWord=Greene%20County%20Transit&whichForm=vehicle&searchPg=Main>

Plan for Health

Age Friendly

Unmet Needs

Updates



# Training Resources



ADA Training, Consulting & Facility Evaluations:

[https://mcusercontent.com/6804a997d59f3677470373cad/files/0b084407-85fa-f903-c043-e552ee570968/SIL\\_ADA\\_Sheet\\_19v2.pdf](https://mcusercontent.com/6804a997d59f3677470373cad/files/0b084407-85fa-f903-c043-e552ee570968/SIL_ADA_Sheet_19v2.pdf)



Travel Training:

<https://www.projectaction.com/courses-and-schedule/>

Paratransit Management:

<https://www.projectaction.com/courses-and-schedule/>

Certified Travel Training Instructor:

<https://easterseals.wufoo.com/forms/pvmgot60rknpwe/>

Certified Paratransit Management Manager:

<https://easterseals.wufoo.com/forms/z2denay1tc2vbq/>



National Transit Institute Courses:

<https://ce-catalog.rutgers.edu/searchResults.cfm?branchid=67>

Plan for Health

Age Friendly

Unmet Needs

Updates

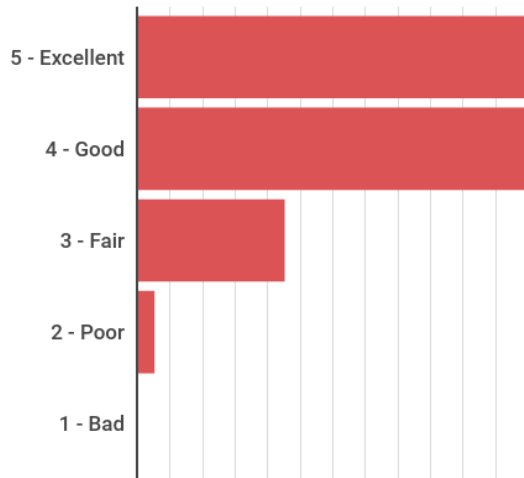


# 5310 Vehicle Dashboard

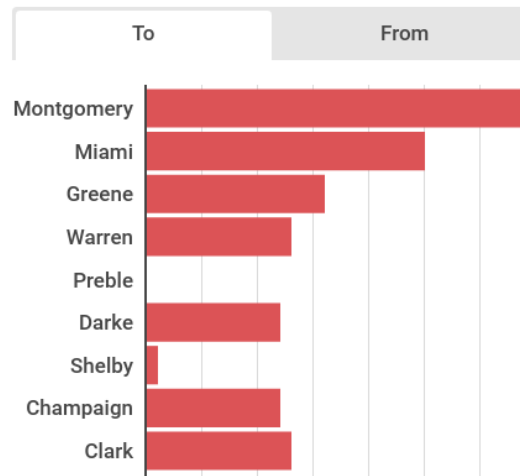
## 5310 Vehicle Dashboard

Total Awarded Vehicles	Total Agencies Awarded	Total Miles Traveled	Total Trips	Approx AVG Annual Miles / Vehicle	AVG Annual Maint Cost / Vehicle
60	16	1,776,465	159,519	9,900	\$1,945

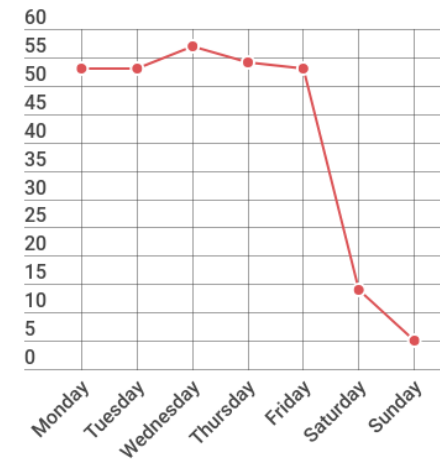
Fleet Condition Rating



Primary Vehicle Service Area



Days Per Week



Made with 

Plan for Health

Age Friendly

Unmet Needs

Updates



# Driver Shortages & Temporary Service Impacts

- ***Greater Dayton RTA public hearing held July 23***
- ***Greene CATS upcoming public hearing to discuss service changes to Flex Routes:*** September 10 at Greene CATS Public Transit office located at 2380 Bellbrook Avenue, Xenia, Ohio
- ***CTAA Upcoming Roundtable:*** Transit Driver Shortage and Incarcerated Reentry:
  - September 22: 2pm CST
  - [https://us02web.zoom.us/meeting/register/tZwpceiqrzwwG9FSyljyvFJluq76btYqT0HI?fbclid=IwAR2RDQyS36nZl4liU4kDga5lJOioM2IfWDZOQONU-J\\_BfxxRxGR45iwe9v8](https://us02web.zoom.us/meeting/register/tZwpceiqrzwwG9FSyljyvFJluq76btYqT0HI?fbclid=IwAR2RDQyS36nZl4liU4kDga5lJOioM2IfWDZOQONU-J_BfxxRxGR45iwe9v8)



# Catalytic Converter Theft on Rise

## Catalytic Converter Theft is on the rise:

- Average Daily Thefts - 80/day
- Average Cost to Replace - \$1,500-\$2,200

## Low cost preventative measures:

- Signs
- Motion sensor lighting
- Leaving on office lights
- Protective parts (see right)
- Partnerships (shared lots)
- Etc.



BSI Protective Parts:

<https://www.shuttlecare.com/collections/parts>





# Questions

