



Greater Region Mobility Initiative
Meeting
June 4, 2024

Agenda

- Proposed vision
- Proposed mission
- Proposed name
- Proposed goals
- GRMI Plan update timeline
- Section 5310 timeline

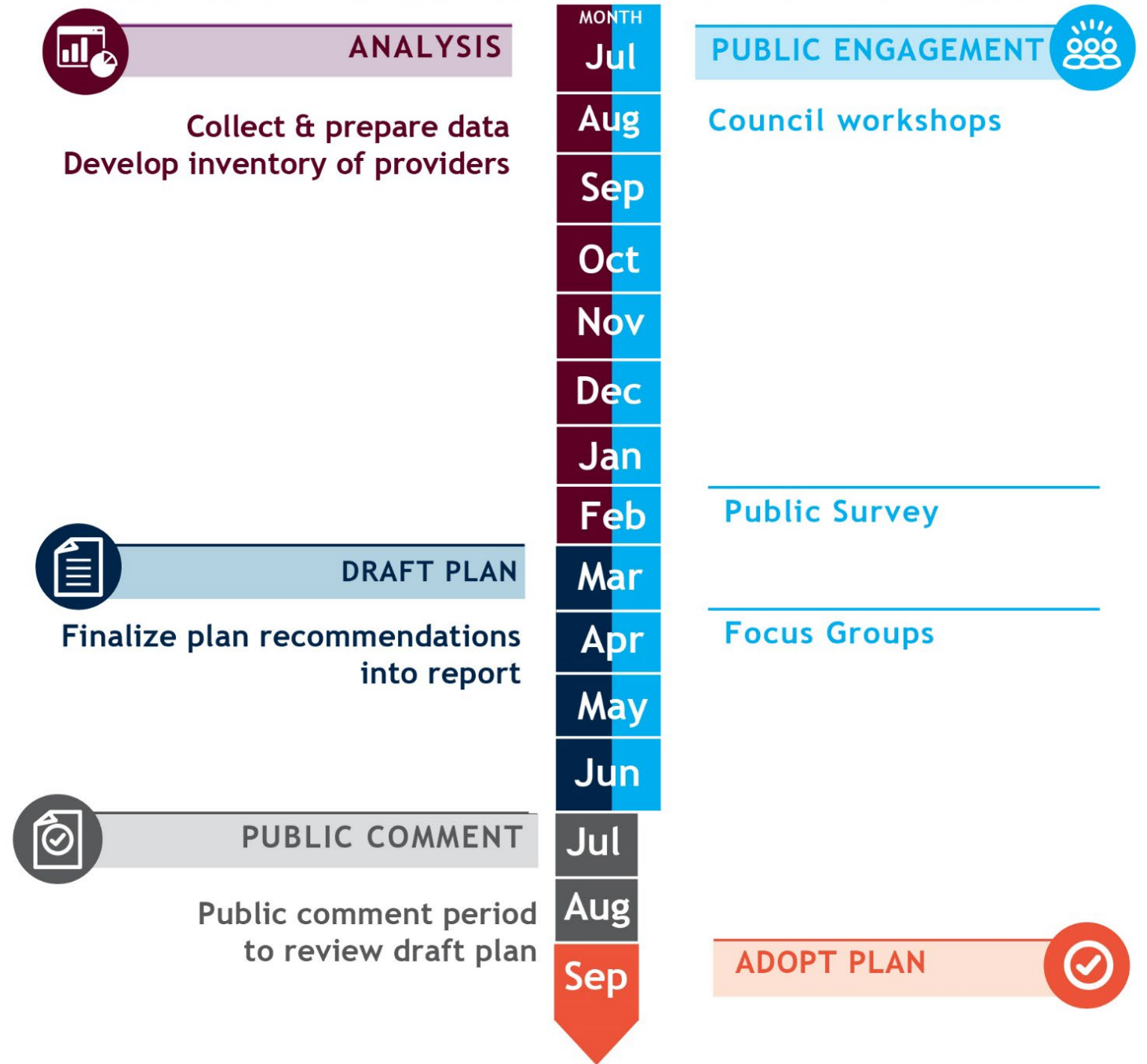


New Promotional Video: mvrpc.org/mobility



Timeline

- ✓ Data Collection & Analysis
- ✓ Public Survey
- ✓ Provider Survey
- ✓ Focus Groups
- Goals & Strategies
- Final Deliverables
 - Final Report
 - Data dashboards



The survey has concluded.



MIAMI VALLEY

Regional Planning Commission

Shaping Our Region's Future Together

MVRPC has completed the survey outreach portion of the Greater Region Mobility Initiative.

Visit mvrpc.org/mobility for more information →

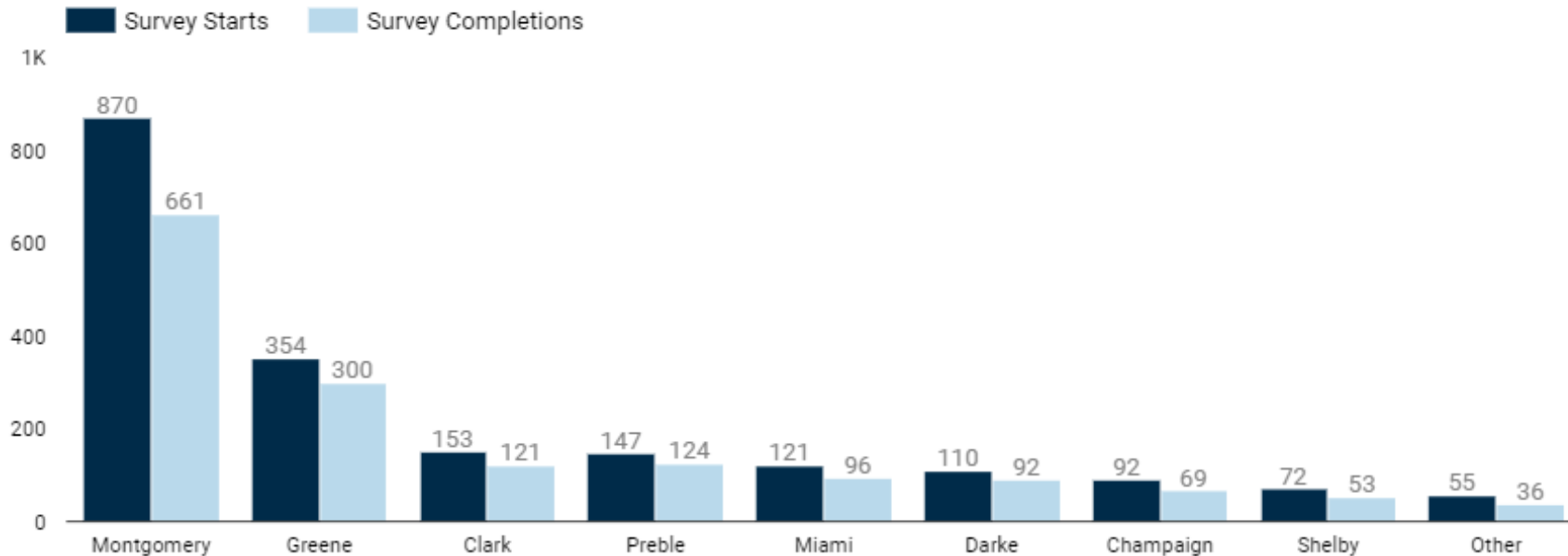


GREATER REGION MOBILITY INITIATIVE

SURVEY TRAFFIC & SOURCES

SURVEY STARTS 2,101	SURVEY COMPLETIONS 1,552	COMPLETION RATE 73.9%	NON-AD STARTS 1,102	AD STARTS 999
-------------------------------	------------------------------------	---------------------------------	-------------------------------	-------------------------

RESPONDENTS BY COUNTY



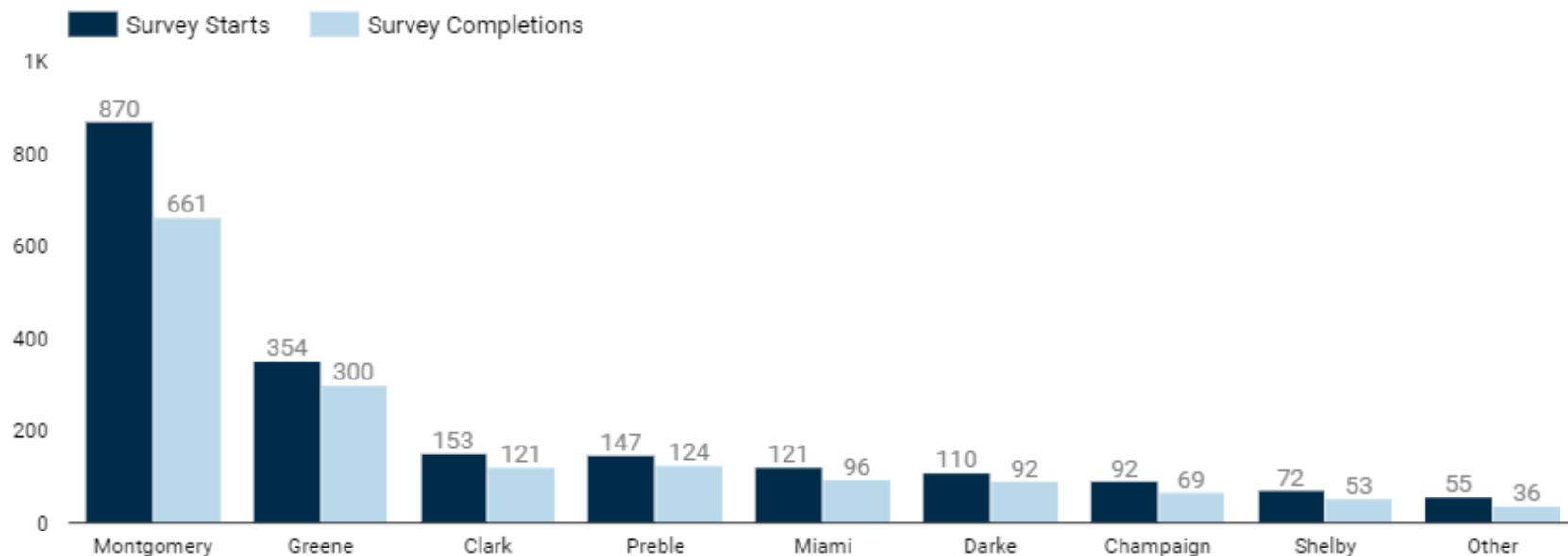
"OTHER" COUNTIES

County	Survey Starts	Completions
Warren	13	10
Hamilton	6	5
Butler	5	2
United States	2	2
West Carrollton	2	2
Ohio	2	0
Logan	1	1
Middlesex	1	0
Columbus	1	1
Etats Unis	1	1
Randolph	1	0

By County

	Submission Ratio	Submission	Population
Miami	0.09%	96	108,774
Clark	0.09%	121	136,001
Shelby	0.11%	53	48,230
Montgomery	0.12%	661	537,309
Darke	0.18%	92	51,881
Champaign	0.18%	69	38,714
Greene	0.18%	300	167,966
Preble	0.30%	124	40,999
Region	0.11%	931	830,314

RESPONDENTS BY COUNTY



"OTHER" COUNTIES

County	Survey Starts	Completions
Warren	13	10
Hamilton	6	5
Butler	5	2
United States	2	2
West Carrollton	2	2
Ohio	2	0
Logan	1	1
Middlesex	1	0
Columbus	1	1
Etats Unis	1	1
Randolph	1	0

1 - 26 / 26 < >

ALL TRAFFIC SOURCES

Source	Survey Starts	Completions
MVRPC	678	520
Google Ads	607	427
Meta Ads	392	248
Community	161	130
Paper	131	119
Transit Riders	52	43
Individuals with Disabilities	34	25
Minority Organizations	12	10
Food Pantry	12	12
Grand total	2,101	1,552

LINK & SOCIAL TRAFFIC SOURCES

Source	Survey Starts	Completions
MVRPC	608	465
Google Ads	607	427
Meta Ads	392	248
Individuals with Disabilities	32	23
Community	29	19
Older Adults	1	1
Grand total	1,669	1,183

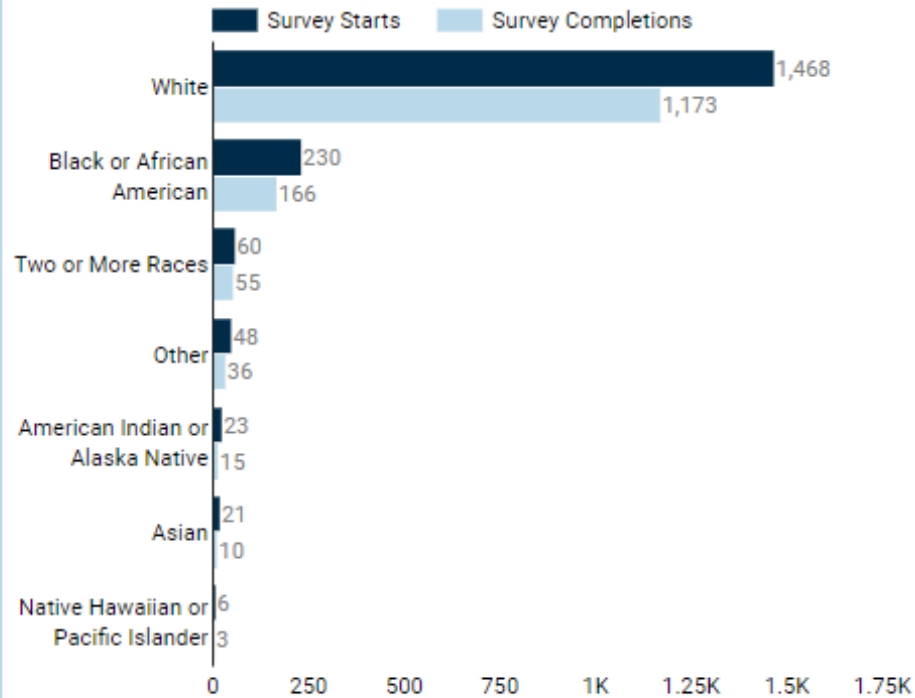
QR CODE TRAFFIC SOURCES

Source	Survey Starts	Completions
MVRPC	70	55
Transit Riders	52	43
Food Pantry	12	12
Minority Organizations	12	10
Older Adults	8	8
Library	6	5
Medical	6	3
Individuals with Disabilities	2	2
Education	1	1
Grand total	301	250

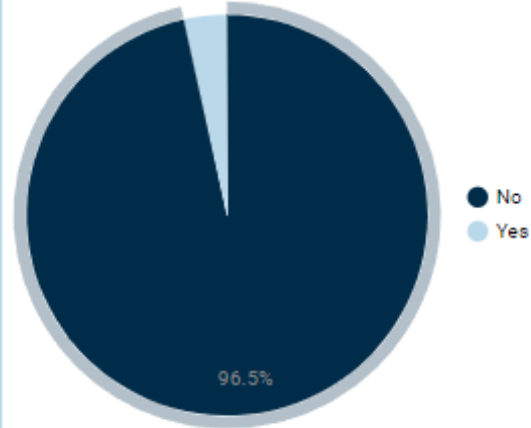
By Race & Ethnicity

	Submission Ratio	Submission	Population
Asian	0.09%	10	574
White	0.16%	1,173	36,817
Two or More Races	0.26%	55	1,025
Black or African American	0.34%	166	2,378
Hispanic or Latino	0.32%	66	1,017
American Indian & Alaska Native	0.55%	15	135
Native Hawaiian & Other Pacific Islander	0.60%	3	25
Other		36	

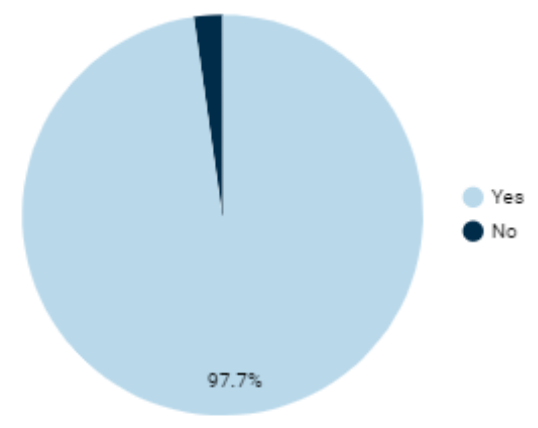
RACE/ETHNICITY



HISPANIC OR LATINO



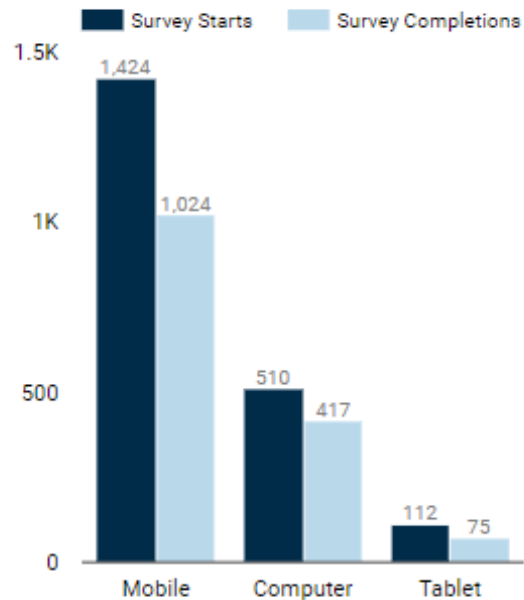
ENGLISH FIRST LANGUAGE



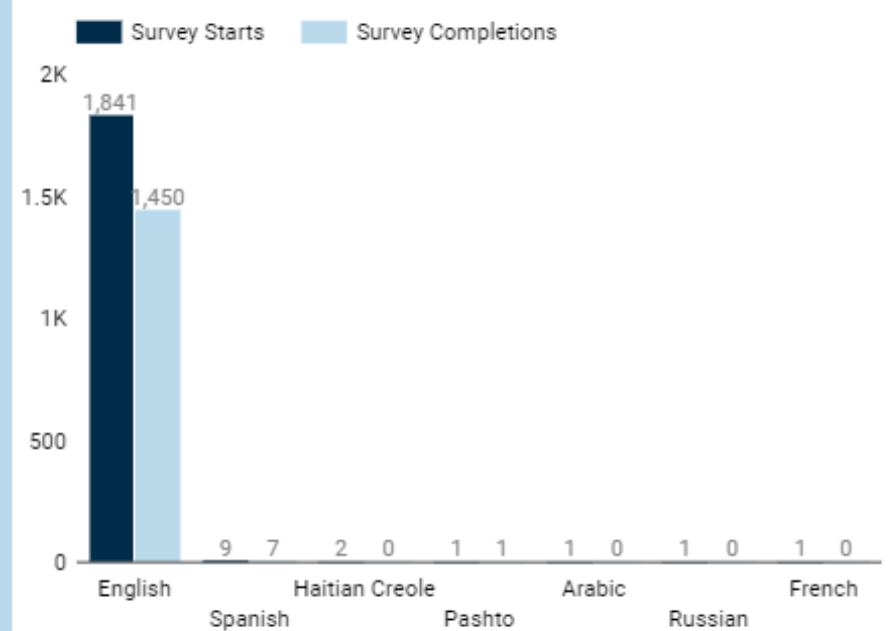
"OTHER" RACE/ETHNICITY

"Other" Race/Ethnicity	Survey Starts	Survey Completions
American	4	3
Straight White American Male	2	2
Hispana	2	2
Human	2	2
British	1	1
Grand total	35	28

SURVEY DEVICE



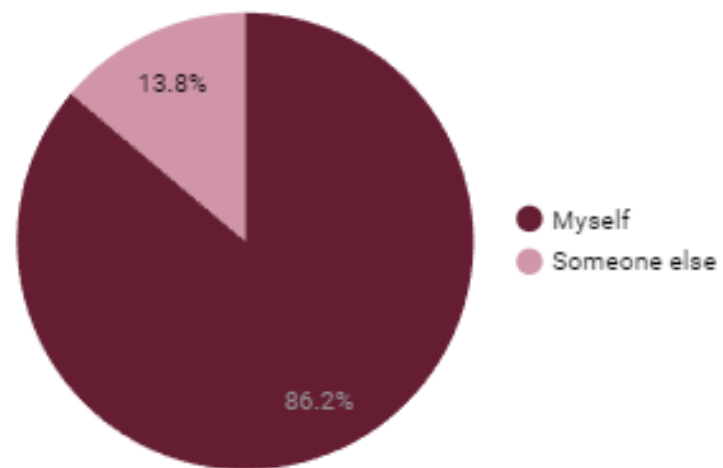
SURVEY LANGUAGE



By Age

	Submission Ratio	Submission	Population
16-18	0.08%	24	29,719
19-34	0.10%	226	216,804
35-49	0.15%	304	197,966
80+	0.15%	72	48,504
50-64	0.19%	439	225,621
65-79	0.27%	432	157,912

SURVEY STARTS FOR SELF VS OTHERS

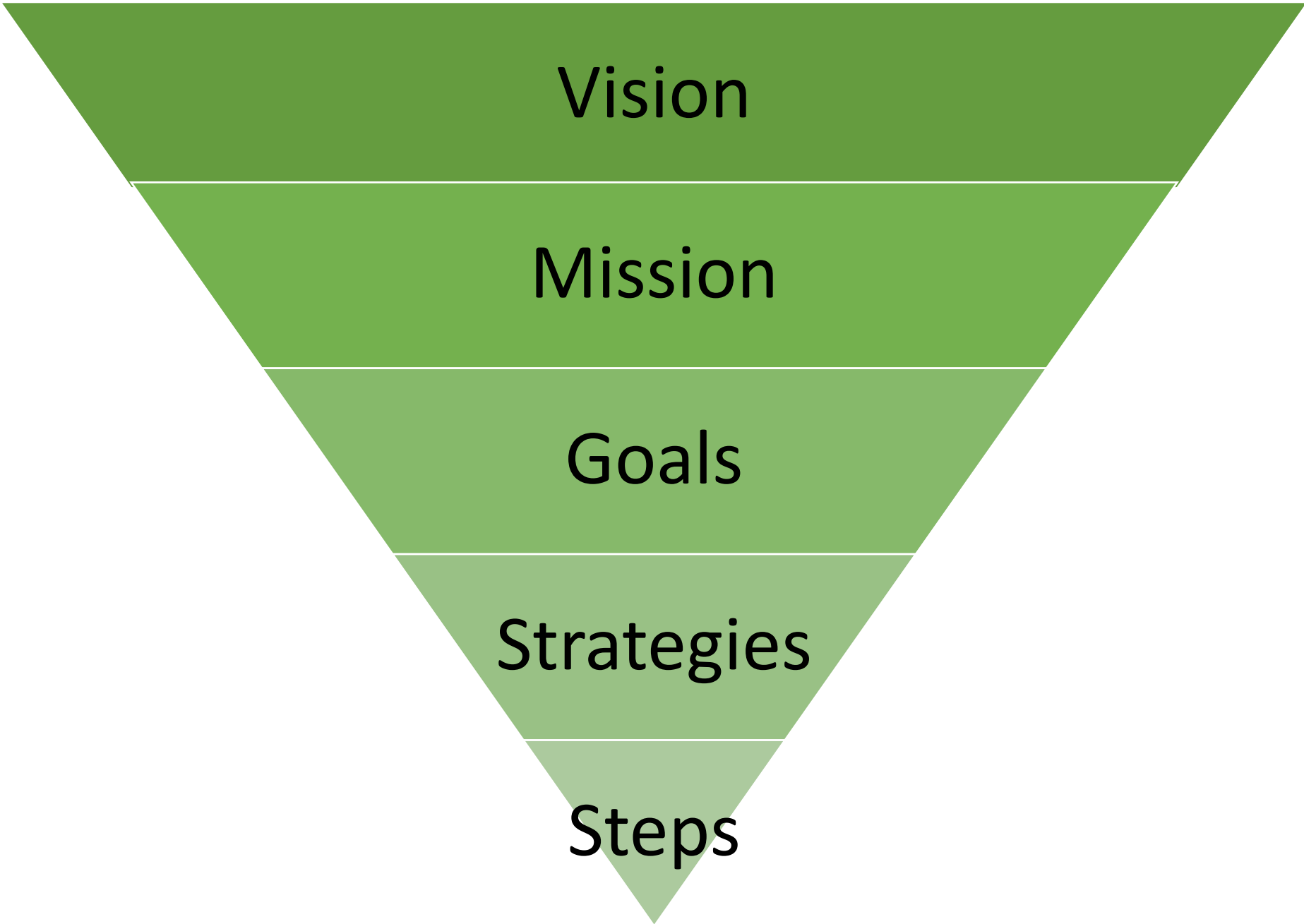


SURVEY STARTS FOR SOMEONE ELSE

Survey Taker Relationship	Survey Starts	Survey Completions
I am a family member or friend	177	119
I am a service provider	50	34
I am a community partner	40	26
Grand total	267	179

AGE DISTRIBUTION

Age Range	Survey Starts	Survey Completions
65-79	565	432
50-64	562	439
35-49	382	304
19-34	283	226
80+	118	72
16-18	44	24
Grand total	1,954	1,497



Proposed Vision

The Greater Region Mobility Initiative creates regional mobility by removing transportation barriers.



Proposed Mission

The Greater Region Mobility Initiative improves transportation services for those experiencing transportation barriers in an eight-county region through shared resources, improved coordination and enhanced services.



Council Alliance

In the spirit of collaboration, the Greater Region Mobility Alliance brings together public, private, non-profit transportation and human service providers as well as who uses transportation services to further the mission and vision.

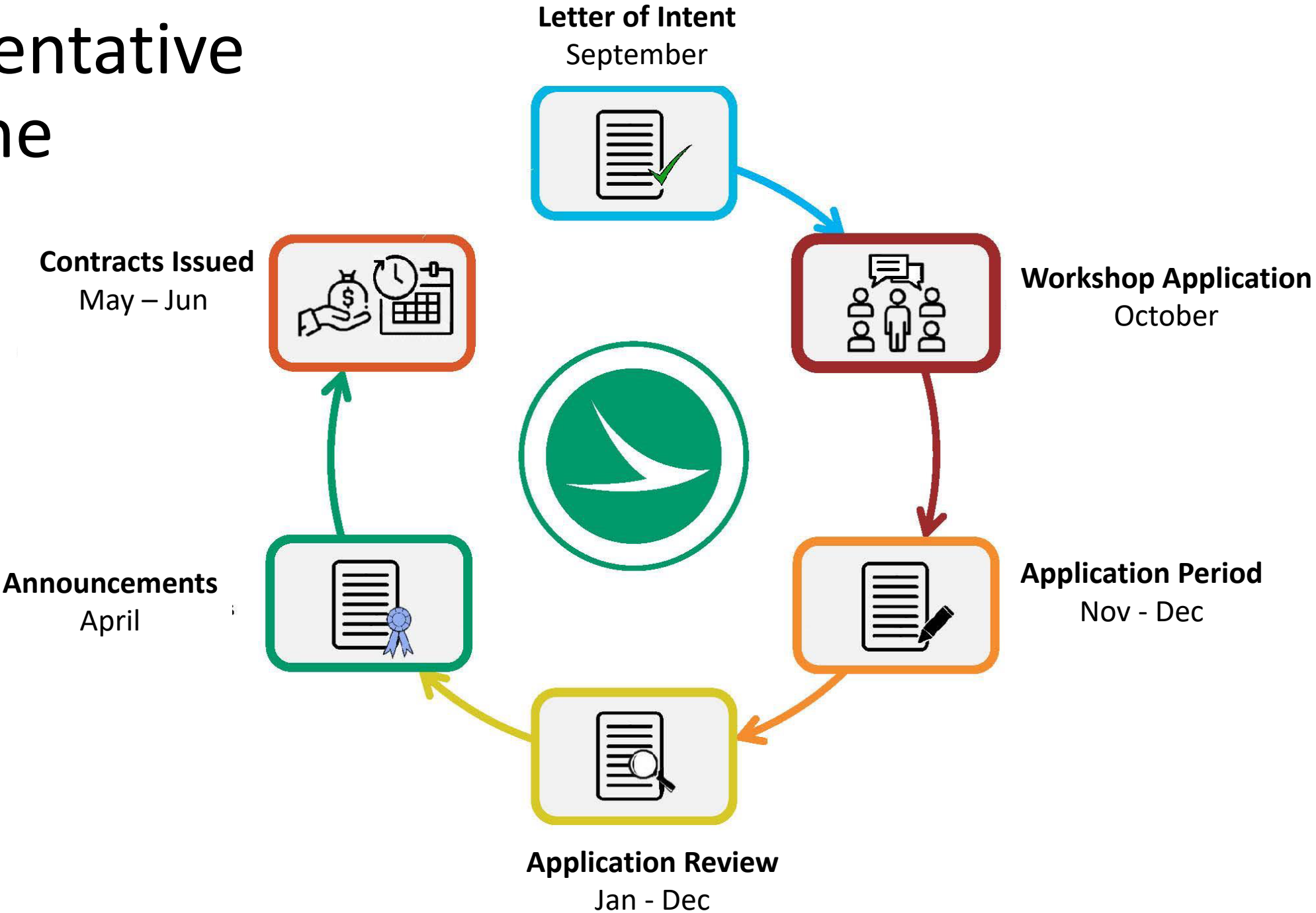


Proposed Goals

- 1) Increase public awareness of services
- 2) Maintain & improve existing services
- 3) Expand services
- 4) Enhance coordination



5310 Tentative Timeline



Questions

