



# Greater Miami Valley Region Transportation Coordination Plan

July 18, 2019



**GREATER MIAMI  
VALLEY REGION**  
TRANSPORTATION  
COORDINATION PLAN

# Geographic Area

## OHIO REGION 2:

Champaign, Clark, Darke, Greene, Logan, Miami, Montgomery, Preble, and Shelby County





This draft plan...

Identifies community transportation resources
Compiles the Greater Miami Valley Region's demographics
Identifies regional transportation needs and outlines strategies to address needs
Outlines a clear design for achieving shared goals and strategies



# Stakeholders in the Planning Process



# Transportation SWOT Analysis



## Strengths

- Passion for mission

## Weaknesses

- Lack of funding

## Opportunities

- Urban to rural pickup/drop-off points

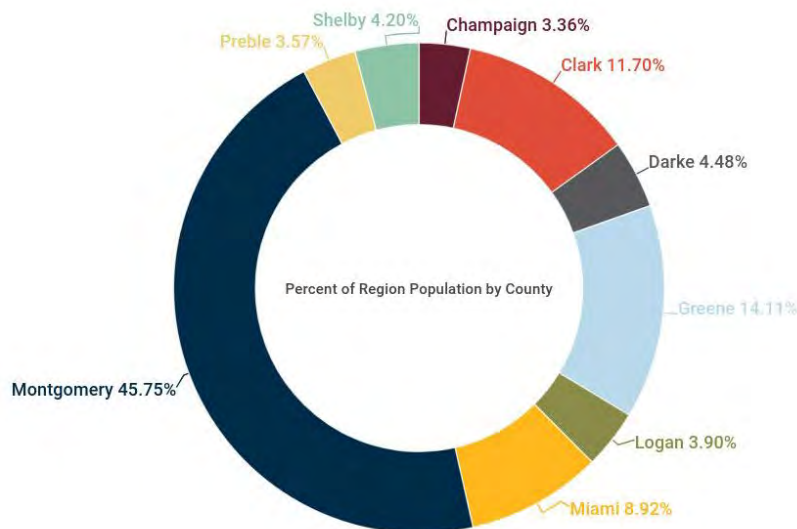
## Threats

- Funding: limited, urban concentrated, low reimbursement rates, ability to share funds, local support



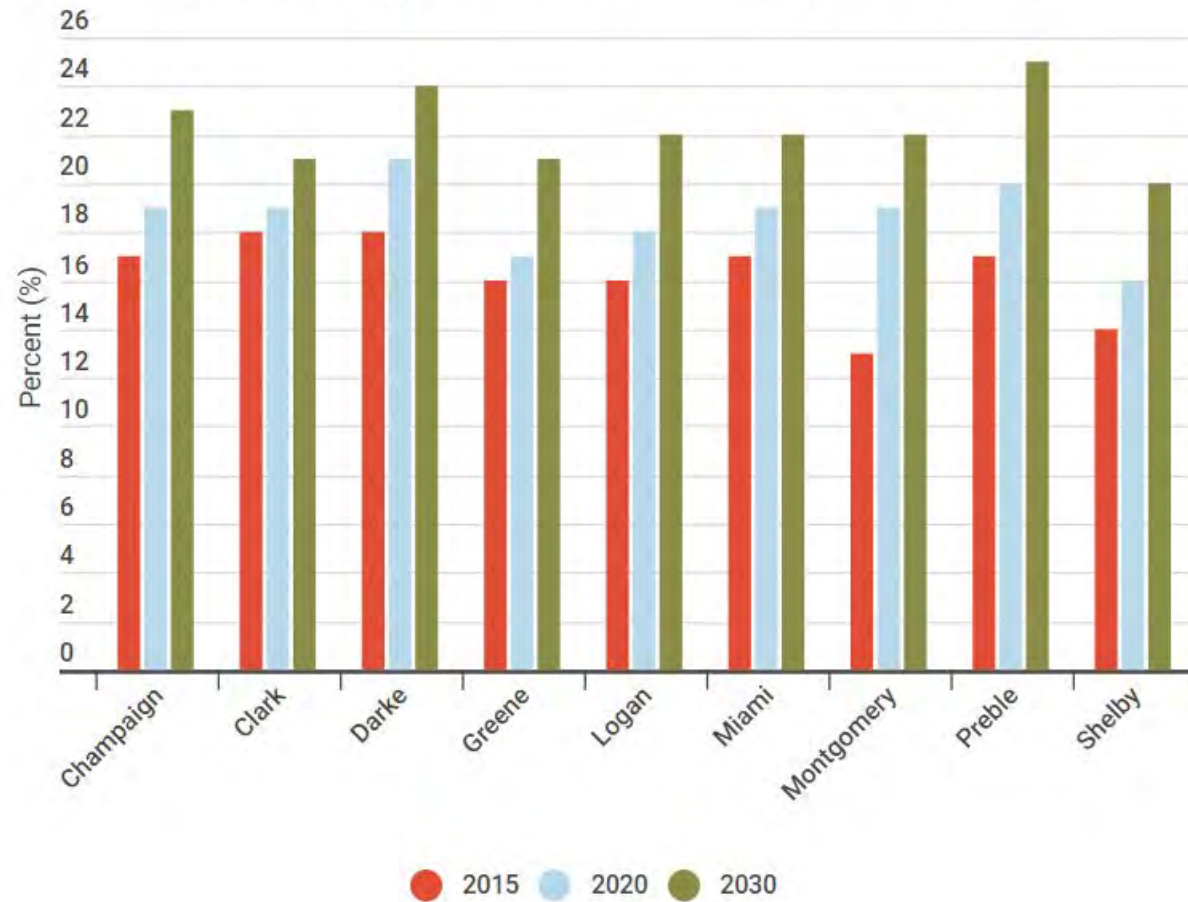
# General Population of the Region by County

County	Base: 2016	2020	2025	Percent Change
Champaign	39,175	38,090	37,450	-4.4%
Clark	136,175	133,240	131,390	-3.5%
Darke	52,185	51,270	49,670	-4.8%
Greene	164,325	164,940	165,950	1.0%
Logan	45,388	45,600	45,210	-0.4%
Miami	103,864	102,590	103,160	-0.7%
Montgomery	532,761	513,830	504,770	-5.3%
Preble	41,561	40,420	39,070	-6.0%
Shelby	48,949	49,290	48,780	-0.3%
<b>Region</b>	<b>1,164,383</b>	<b>1,139,270</b>	<b>1,125,450</b>	<b>-3.3%</b>



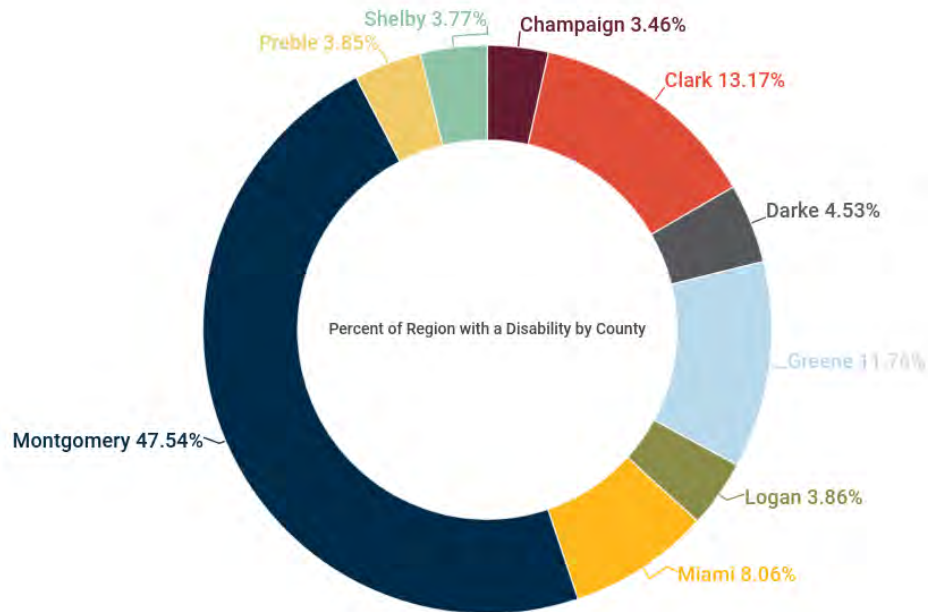
# Senior Population Growth

## Senior Population Growth, 2015-2030



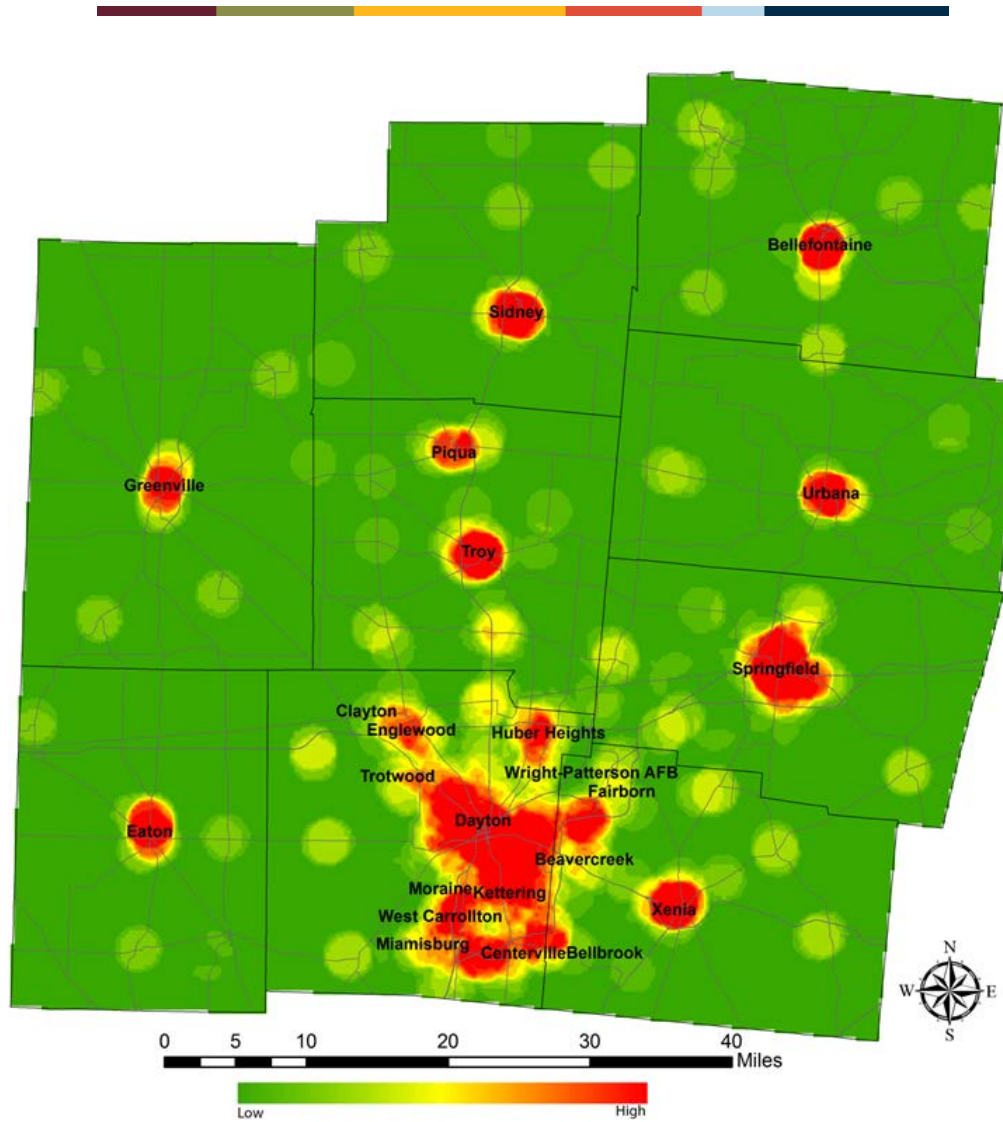
# Individuals with Disabilities

County	With a Disability	Percent of County with a Disability
Champaign	5,838	15.1%
Clark	22,198	16.5%
Darke	7,633	14.8%
Greene	19,825	12.4%
Logan	6,508	14.4%
Miami	13,592	13.2%
Montgomery	80,159	15.3%
Preble	6,494	15.8%
Shelby	6,362	12.9%
<b>Region</b>	<b>162,247</b>	<b>14.5%</b>





# High Demand Travel Destinations



# Challenges to Providing Coordinated Transportation

---



## Insurance

Liability and insurance when sharing vehicles



## Funding

Lack of funding



## Reimbursements

Misaligned and unequal reimbursement rates



## Communication

Lack of communication among and between agencies



## Availability

Agency limitations: after-hours, weekends, holidays, service areas



## Technology

Lack of shareable technology



## Plans

Lack of trip denial plans



## Awareness

Lack of public awareness of available services



# Regional Transportation Goals




**Goal 1: Establish and convene a regional coordination council**

**Goal 2: Assist in the creation of regional transportation coordination**

**Goal 3: Advocate for the alignment of transportation reimbursement structures**

**Goal 4: Implement Mobility Transformation standards**





The plan can be found on MVRPC's website  
[www.MVRPC.org](http://www.MVRPC.org)

## Questions?

Kim Lahman

[Klahman@mvrpc.org](mailto:Klahman@mvrpc.org)

937.531.6531

