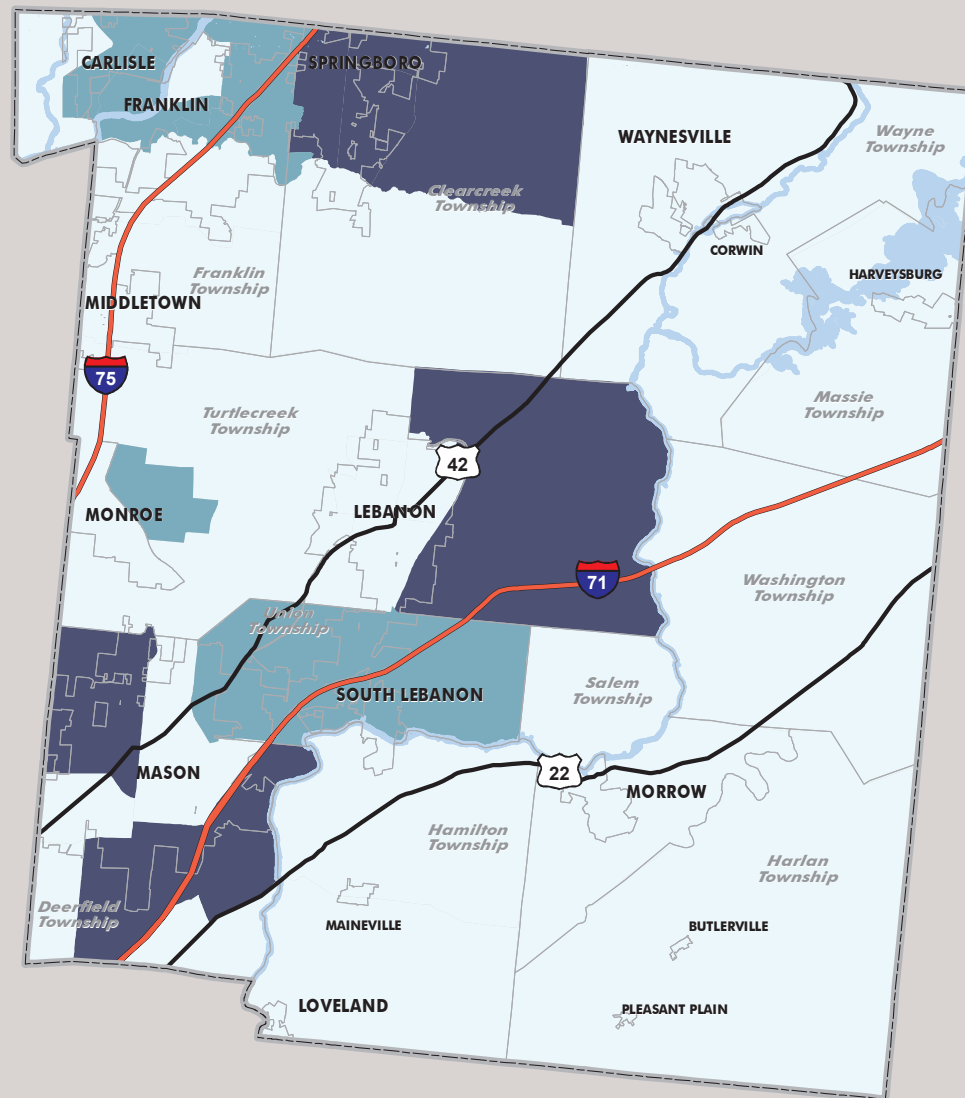


2008-2012 American Community Survey: Warren County

Educational Attainment by Census Tract—High School Diploma or Higher



Estimated Percent of Population 25 Years and Over With High School Diploma or Higher

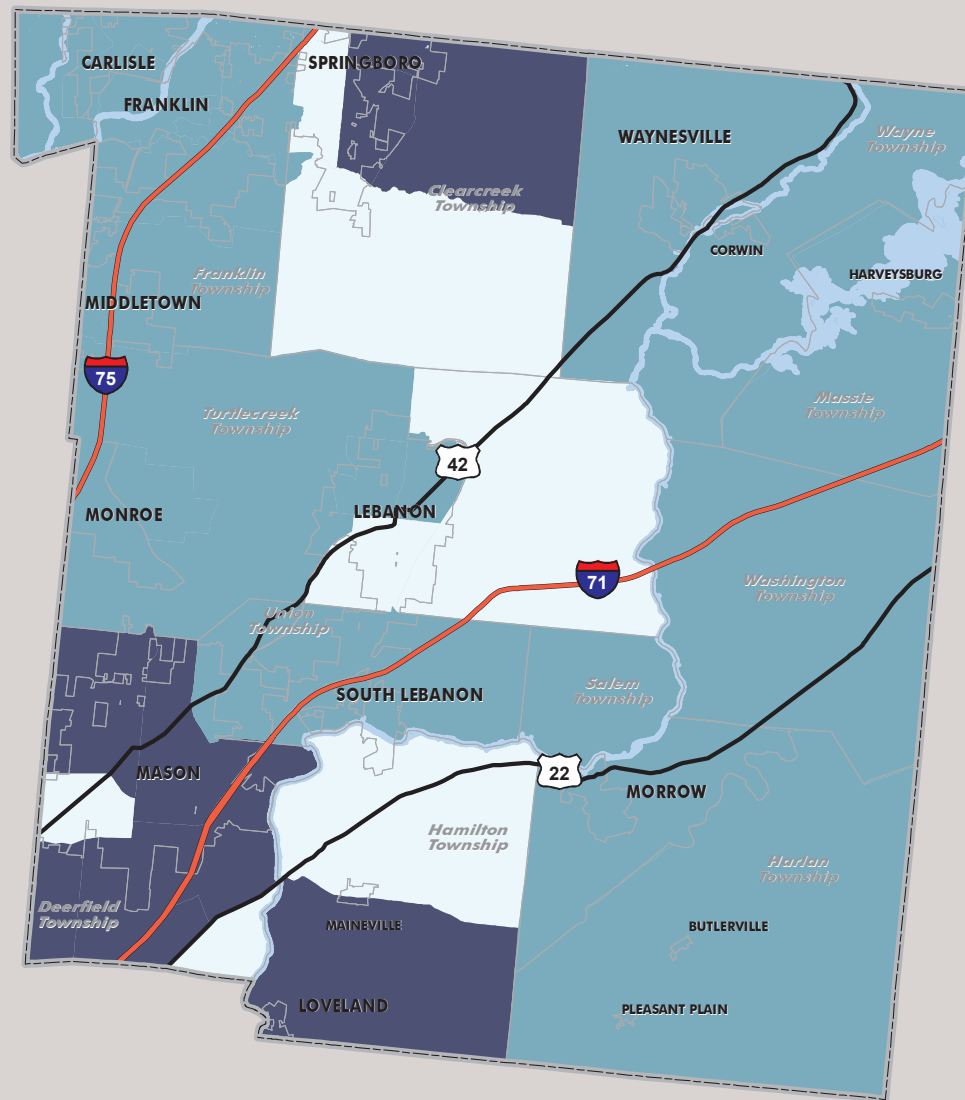
- above county average
- not significantly different from county average (91.7% ± 0.5%)
- below county average



Statistics produced for American Community Survey and included in ACS tables are survey-based estimates and are subject to error. The errors derive from research design (including instrument bias, data frame, and sampling), the survey data collection (non-response bias and response errors), and processing by the Census Bureau (data coding, compilation processes, and case weighting), as well as statistical inference error and uncertainty (which are related to sample size and variance within the measured attributes). US Census Bureau's report on 'Accuracy of the Data' can be found at http://www.census.gov/acs/www/data_documentation/documentation_main/

2008-2012 American Community Survey: Warren County

Educational Attainment by Census Tract—Bachelor's Degree or Higher



Estimated Percent of Population 25 Years and Over With Bachelor's Degree or Higher

- above county average
- not significantly different from county average (36.9% ± 1.1%)
- below county average



Statistics produced for American Community Survey and included in ACS tables are survey-based estimates and are subject to error. The errors derive from research design (including instrument bias, data frame, and sampling), the survey data collection (non-response bias and response errors), and processing by the Census Bureau (data coding, compilation processes, and case weighting), as well as statistical inference error and uncertainty (which are related to sample size and variance within the measured attributes). US Census Bureau's report on 'Accuracy of the Data' can be found at http://www.census.gov/acs/www/data_documentation/documentation_main/

2008-2012 American Community Survey: Warren County

Cost-Burdened Homeowners by Census Tract



Estimated Percent of Owner Households That Are Cost-Burdened

- no homeowners
- not significantly different from county average (24.7% ± 1.3%)

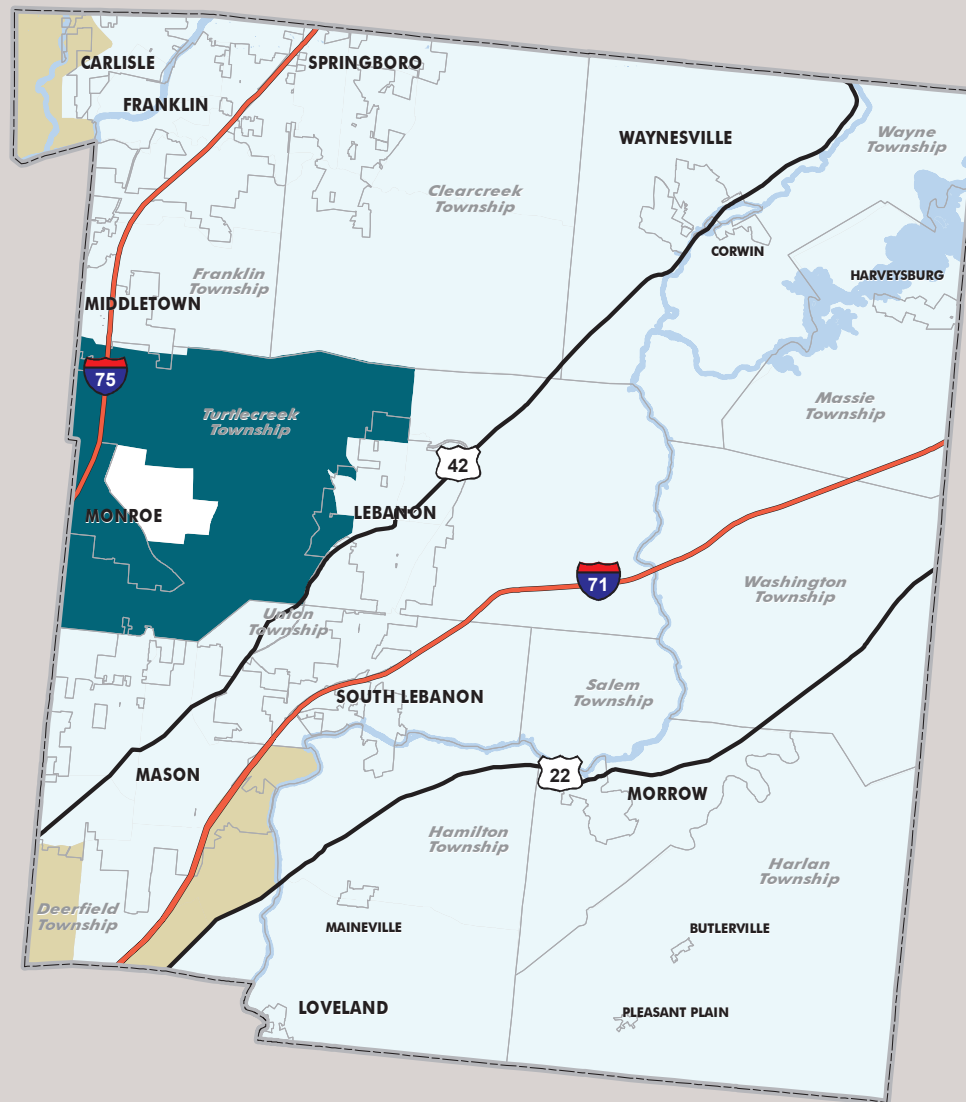


Cost-burdened households are defined as households that pay 30% or more of their household income on housing costs (selected monthly owner costs for owner-occupied housing and gross rent for renter-occupied housing).

Statistics produced for American Community Survey and included in ACS tables are survey-based estimates and are subject to error. The errors derive from research design (including instrument bias, data frame, and sampling), the survey data collection (non-response bias and response errors), and processing by the Census Bureau (data coding, compilation processes, and case weighting), as well as statistical inference error and uncertainty (which are related to sample size and variance within the measured attributes). US Census Bureau's report on 'Accuracy of the Data' can be found at http://www.census.gov/acs/www/data_documentation/documentation_main/

2008-2012 American Community Survey: Warren County

Cost-Burdened Home Renters by Census Tract



Estimated Percent of Renter Households That Are Cost-Burdened

- no renters
- above county average
- not significantly different from county average (46.5% ± 3.9%)
- below county average



Cost-burdened households are defined as households that pay 30% or more of their household income on housing costs (selected monthly owner costs for owner-occupied housing and gross rent for renter-occupied housing).

Statistics produced for American Community Survey and included in ACS tables are survey-based estimates and are subject to error. The errors derive from research design (including instrument bias, data frame, and sampling), the survey data collection (non-response bias and response errors), and processing by the Census Bureau (data coding, compilation processes, and case weighting), as well as statistical inference error and uncertainty (which are related to sample size and variance within the measured attributes). US Census Bureau's report on 'Accuracy of the Data' can be found at http://www.census.gov/acs/www/data_documentation/documentation_main/

2008-2012 American Community Survey: Warren County

Housing Vacancy by Census Tract



Estimated Housing Vacancy Rate

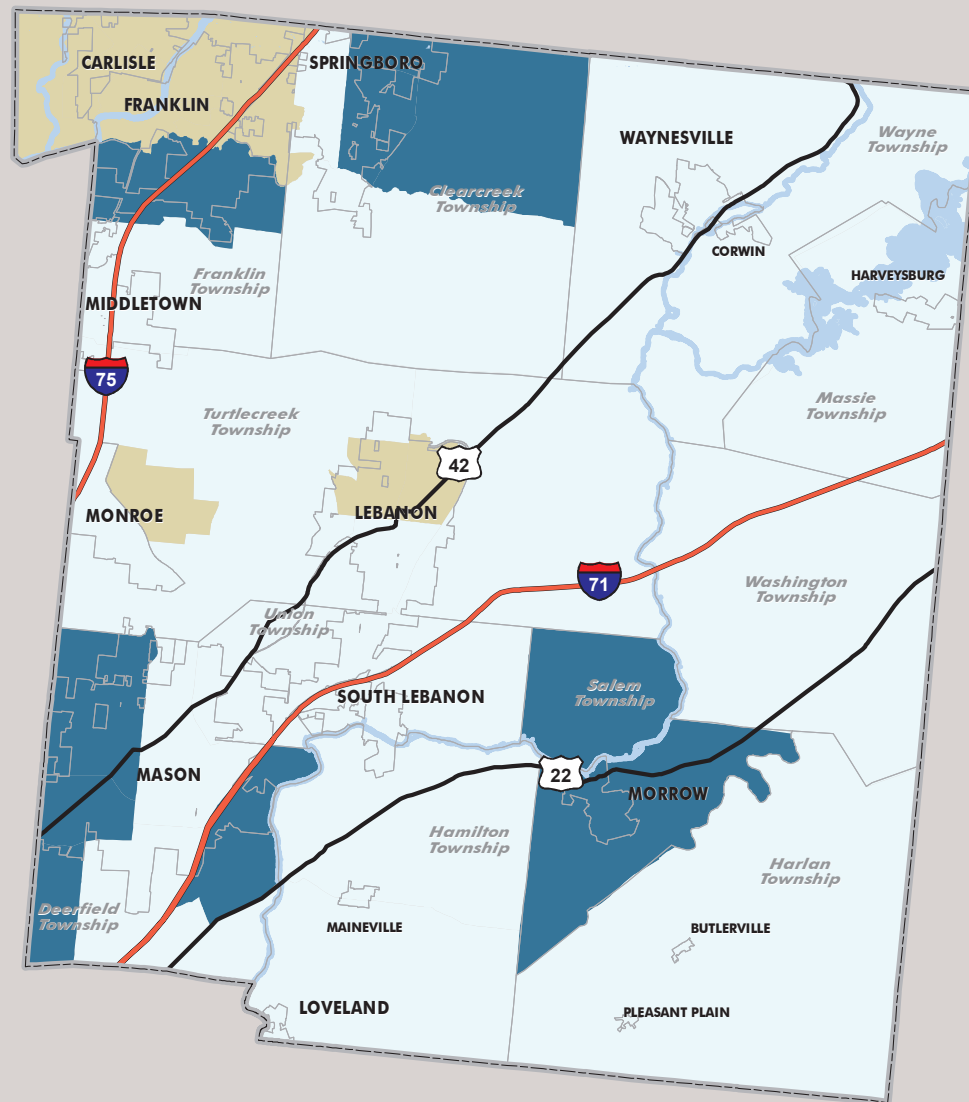
- no housing units
- not significantly different from county average (6.0% ± 0.6%)
- below county average



Statistics produced for American Community Survey and included in ACS tables are survey-based estimates and are subject to error. The errors derive from research design (including instrument bias, data frame, and sampling), the survey data collection (non-response bias and response errors), and processing by the Census Bureau (data coding, compilation processes, and case weighting), as well as statistical inference error and uncertainty (which are related to sample size and variance within the measured attributes). US Census Bureau's report on 'Accuracy of the Data' can be found at http://www.census.gov/acs/www/data_documentation/documentation_main/

2008-2012 American Community Survey: Warren County

Per Capita Income by Census Tract



Estimated Per Capita Income in the Past 12 Months (in 2012 Inflation-Adjusted Dollars)

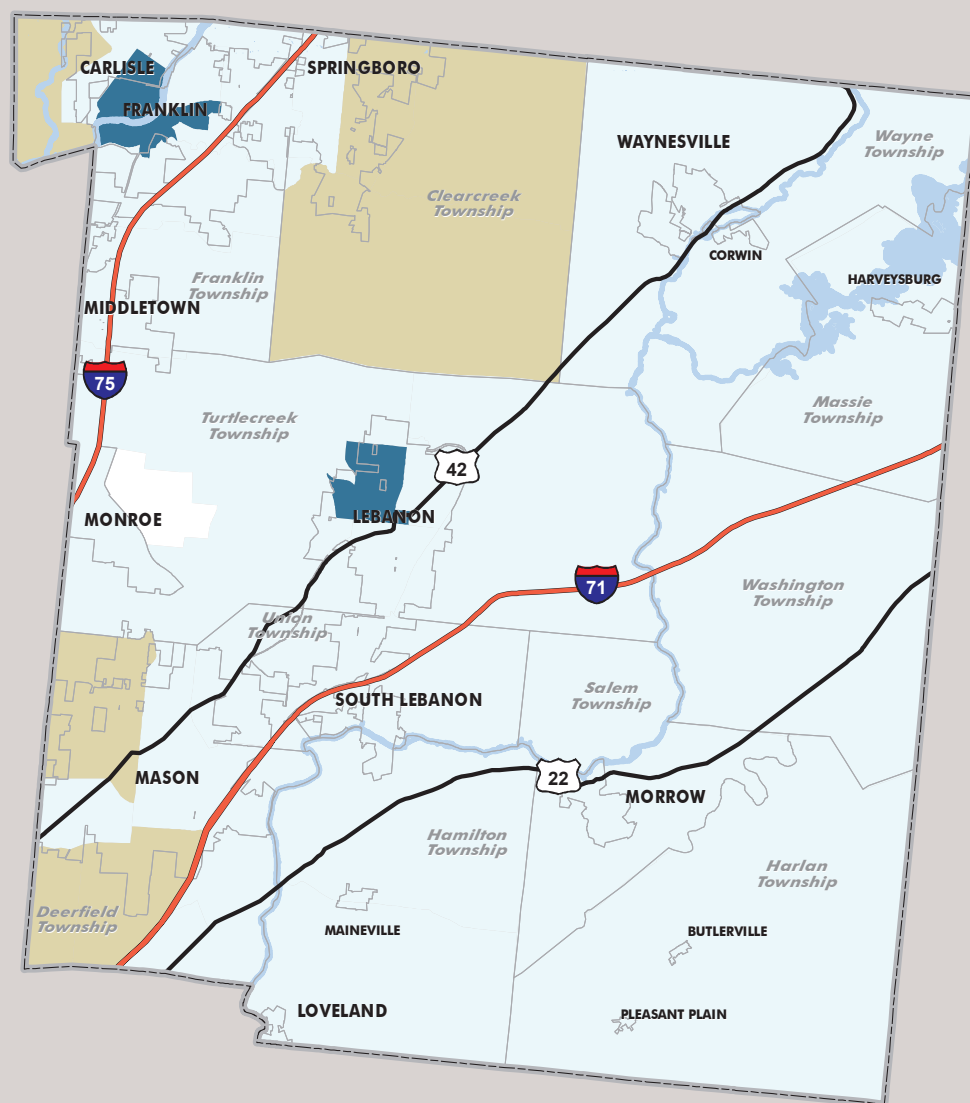
- above county average
- not significantly different from county average (\$32,681 ± \$595)
- below county average



Statistics produced for American Community Survey and included in ACS tables are survey-based estimates and are subject to error. The errors derive from research design (including instrument bias, data frame, and sampling), the survey data collection (non-response bias and response errors), and processing by the Census Bureau (data coding, compilation processes, and case weighting), as well as statistical inference error and uncertainty (which are related to sample size and variance within the measured attributes). US Census Bureau's report on 'Accuracy of the Data' can be found at http://www.census.gov/acs/www/data_documentation/documentation_main/

2008-2012 American Community Survey: Warren County

Population in Poverty by Census Tract



Estimated Percent of Population in Poverty in the Last 12 Months

- no population for whom poverty status is determined
- above county average
- not significantly different from county average (6.4% ± 0.7%)
- below county average

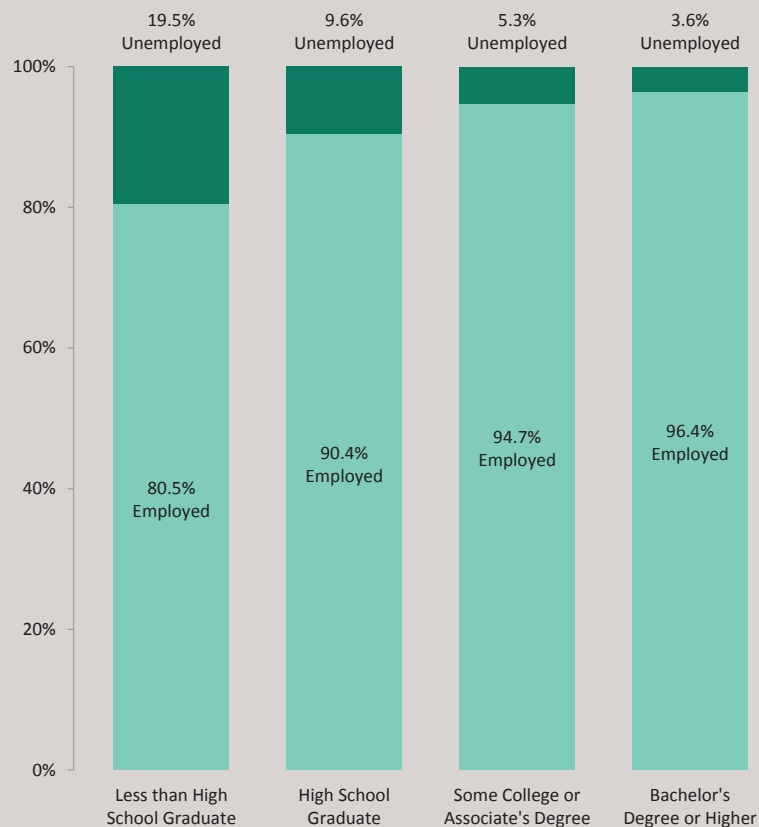


The Census Bureau uses a set of poverty thresholds to determine who is in poverty. These thresholds vary based on several factors and are set and applied separately to two groups: families and people living alone or with nonrelatives (unrelated individuals). For families, the thresholds vary based on family size and composition. For two-person families, the thresholds also vary based on the age of the householder. If a family's total income is less than the corresponding threshold, then that family, and every individual in it, is considered to be in poverty. Poverty thresholds for people living alone or with nonrelatives vary based on age. For a person in this category, if his or her income alone falls below the corresponding threshold, he or she is considered to be in poverty.

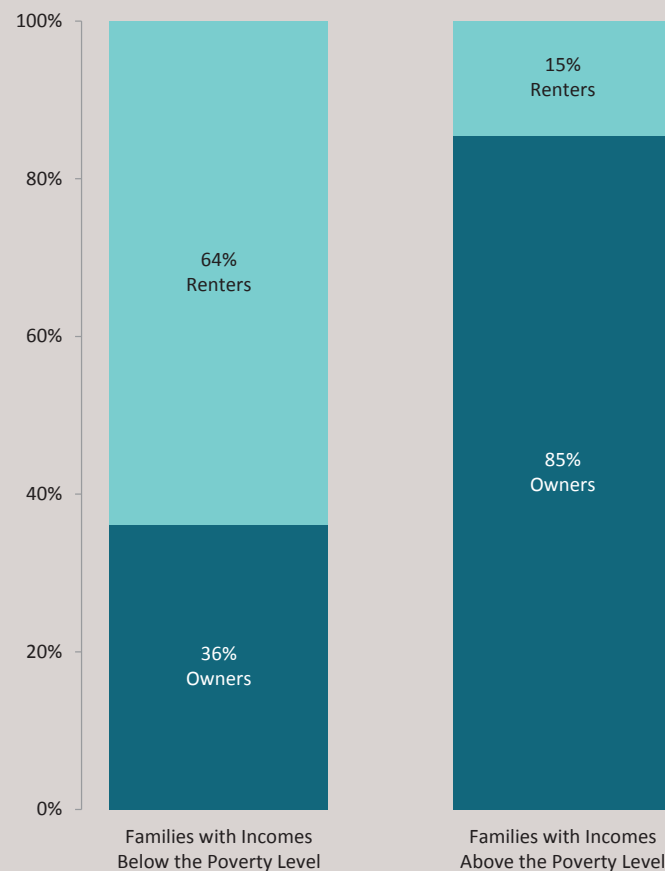
Statistics produced for American Community Survey and included in ACS tables are survey-based estimates and are subject to error. The errors derive from research design (including instrument bias, data frame, and sampling), the survey data collection (non-response bias and response errors), and processing by the Census Bureau (data coding, compilation processes, and case weighting), as well as statistical inference error and uncertainty (which are related to sample size and variance within the measured attributes). US Census Bureau's report on 'Accuracy of the Data' can be found at http://www.census.gov/acs/www/data_documentation/documentation_main/

2008-2012 American Community Survey: Warren County

Employment Status by Educational Attainment for the
Population 25 to 64 Years
Universe: Population 25 to 64 Years



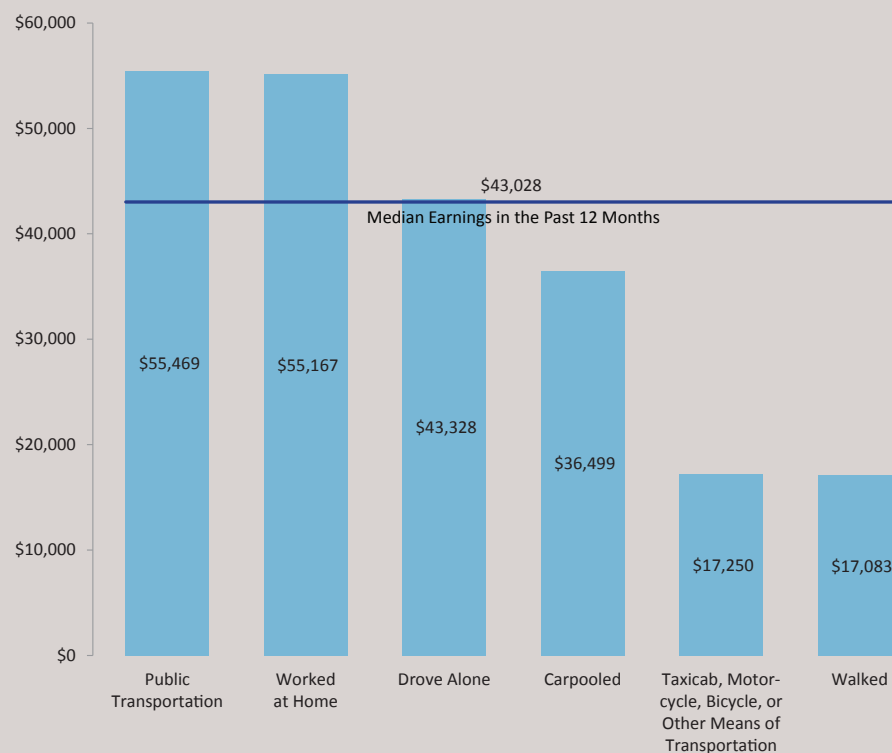
Housing Tenure by Poverty Status in the Past 12 Months of Families
Universe: Families



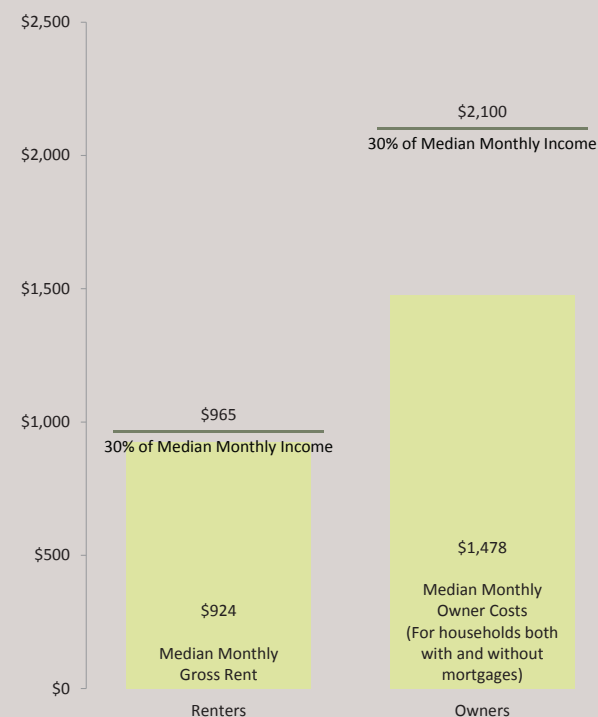
Statistics produced for American Community Survey and included in ACS tables are survey-based estimates and are subject to error. The errors derive from research design (including instrument bias, data frame, and sampling), the survey data collection (non-response bias and response errors), and processing by the Census Bureau (data coding, compilation processes, and case weighting), as well as statistical inference error and uncertainty (which are related to sample size and variance within the measured attributes). US Census Bureau's report on 'Accuracy of the Data' can be found at http://www.census.gov/acs/www/data_documentation/documentation_main/

2008-2012 American Community Survey: Warren County

Median Earnings in the Past 12 Months (in 2012 Inflation-Adjusted Dollars) by Means of Transportation to Work
Universe: Workers 16 years and over with earnings



Housing Affordability (in 2012 Inflation-Adjusted Dollars)
Universe: Households



Statistics produced for American Community Survey and included in ACS tables are survey-based estimates and are subject to error. The errors derive from research design (including instrument bias, data frame, and sampling), the survey data collection (non-response bias and response errors), and processing by the Census Bureau (data coding, compilation processes, and case weighting), as well as statistical inference error and uncertainty (which are related to sample size and variance within the measured attributes). US Census Bureau's report on 'Accuracy of the Data' can be found at http://www.census.gov/acs/www/data_documentation/documentation_main/